SYSTEM PERFORMANCE REPORT

MAY'2022

SLDC, OPTCL
BHUBANESWAR – 17

CONTENTS

Sl. No.	DESCRIPTION	PAGE
1	SINGLE LINE SCHEMATIC DIAGRAM OF GRIDCO NETWORK	1
2	SUMMARY REPORT	3
3	GENERATION CAPACITY OF GRIDCO, CENTRAL SECTOR GENERATION & CPPs	4
4	DAILY ENERGY GENERATION, EXCHANGE AND DEMAND	7
5	PERFORMANCE OF GENERATORS & ISGS DRAWAL	7
6	GENERATION SHARING & AVG. DEMAND CURVE	8
7	COMPARISON OF SYSTEM DEMAND WITH PREVIOUS YEAR	9
8	MONTHLY GENERATION OF STATE GENERATORS, IPP& CPP	10
9	DAILY GENERATION SHARING DURING PEAK DEMAND	11
10	RESERVOIR LEVEL OF DIFFERENT HYDRO POWER STATIONS	12
11	VOLTAGE PROFILE (220 kV / 132kV)	15
12	MONTHLY FREQUENCY PROFILE	18
13	FREQUENCY DISTRIBUTION	18
14	MONTHWISE % OF TIMES FREQ. WITHIN STD. BAND (49.50 TO 50.05 Hz)	17
15	MONTHLY FREQ. WITHIN STANDARD BAND & ABOVE (2012-14, 2015 - 16, 2016 - 17)	17
16	LOAD DATA OF GRID SUB STATIONS	19
17	SYSTEM DISTURBANCES	23
18	AUTO TRANSFORMER LOADS	27
19	STATEMENT OF UFR OPERATION	28
20	MAJOR EVENTS	29

SCHEMATIC DIAGRAM OF OPTCL NETWORK (400/220kV)

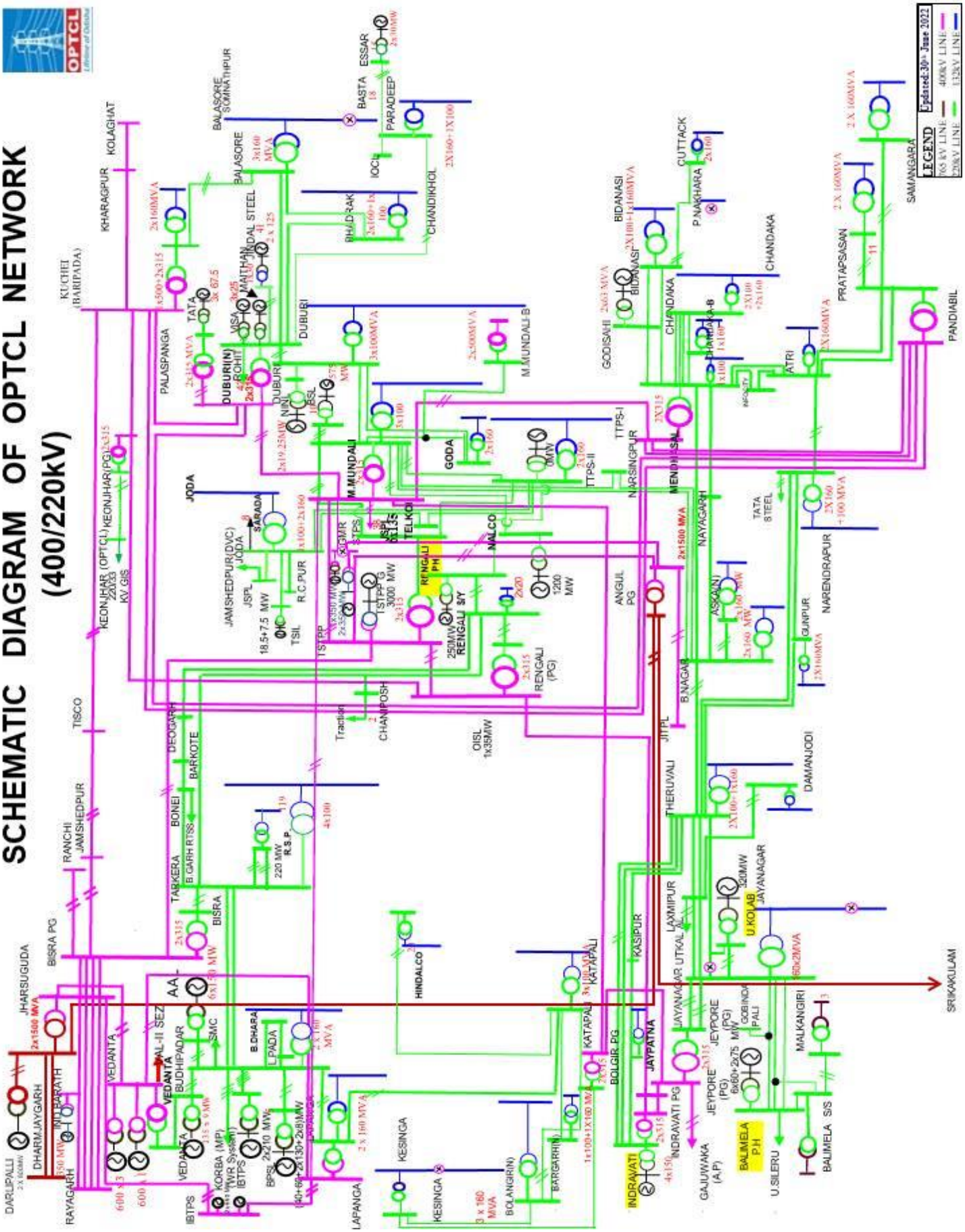

SCHEMATIC DIAGRAM OF OPTCL NETWORK (132kV)

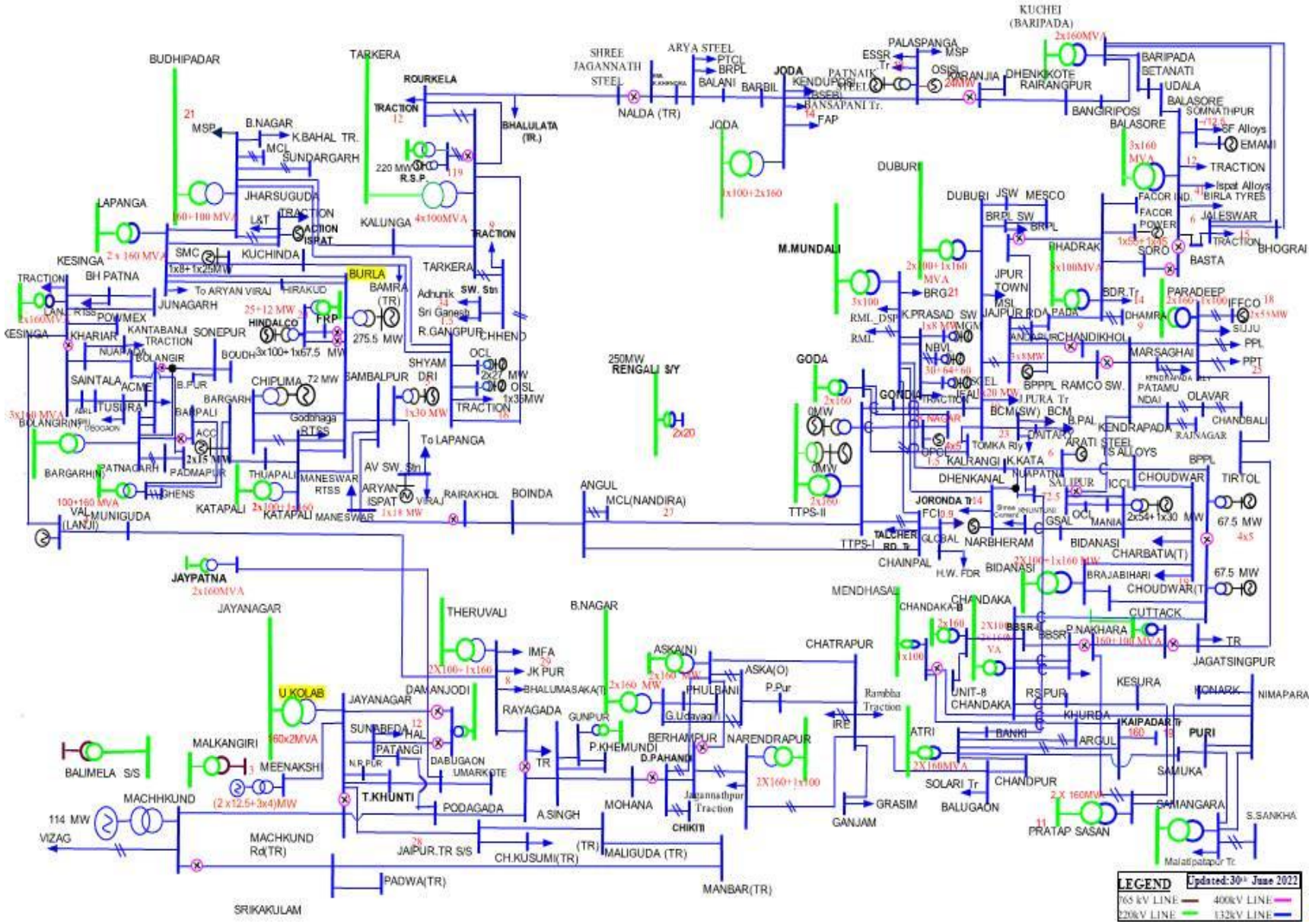

SUMMARY REPORT FOR MAY- 2022

A. Voltage Profile

				Date & Time	Location
220 KV	Maxm.	-	243.52 kV	22.05.2022 13:00Hrs	Balimela
			>240 KV		Balimela, Jaynagar, Laxmipur, Malkangiri
	Minm.	-	203.74 kV	21.05.2022 14:30 Hrs	Paradeep
			< 200 KV		Nil.
132 KV	Maxm.	-	148.47 kV	17.05.2022 17:30 Hrs	Khariar.
			>145 KV		Khariar
	Minm.	-	108.37 kV	25.05.2022 17:30 Hrs	Kantabanji
			< 120 KV		Bargarh, Bhadrak, Bolangir New, Bolangir, Jajpur Town, Katapali, Kantabanji, Khariar, Nuapada, Paradeep, Puri, Kendrapada

B. Frequency Profile

			Date & Time
Maxm.	-	50.35 Hz	23.05.22 09:08 Hrs.
Minm.	-	49.58 Hz	05.05.22 23:05 Hrs.
Average	-	49.99 Hz	

% of time the freq. is within 49.9 Hz to 50.05 Hz (IEGC band)	-	72.79%
% of time the freq. is > 50.05 HZ	-	14.97%
% of time the freq. is ≤49.9 HZ	-	12.24%
% of time the freq.is < 48.5 HZ	-	0.00%

C. Demand Profile

Peak System Demand	6257.42 MW	At 24:00 Hrs on 20.05.22
Minimum System Demand	3532.16 MW	At 21:00 Hrs on 03.05.22
Average System Demand	5034.66 MW	

D. Major events

Sl. No	Date	Details of event
1	06-05-2022	At 14:35 hr, 2x 4.5MW Units of KIPL SHEP was synchronized with Bargarh Main Canal at Hirakud Dam.
2	25-05-2022	At 13:39 hr, 132/33kV 20MVA TRF-1 was charged at 132/33kV Grid S/s G.Udayagiri.
3	19-05-2022	At 12:29 hr and at 12:44 hr, 220kV Pandiabil PG- Pratapsasan ckt-I & II were chaged from Pandiabil end respectedly.
	25-05-2022	At 11:57 hr, 220kV Pandiabil PG- Pratapsasan ckt-I & II were chaged Pratapsasan end.
4	31-05-2022	At 21:09 hr, 132kV Transformer Bay at 132kV LILO Solar Sw. station, Saintala was charged.

GENERATION CAPACITY

STATE SECTOR GENERATION **All Figures in MW**

SL.NO.	NAME OF POWER STATION	INSTALLED CAPACITY		FIRM POWER (MW)
1	O.H.P.C.			
	HIRAKUD POWER STATION			
	(a)BURLA	2x49.5 = 99 2x32 = 64 2x43.5 =87 1x37.5 = 37.5	287.5	134
	(b)CHIPLIMA	3x24	72	
	BALIMELA POWER HOUSE	6x60 + 2x75	510	135
	RENGALI POWER HOUSE	5x50	250	60
	UPPER KOLAB POWER HOUSE	4x80	320	95
	INDRAVATI POWER HOUSE	4x150	600	224
	MACHHKUND POWER HOUSE (Orissa Share 50%)	3x17 = 51.00 3x23= 69	60	60
	TOTAL HYDRO (A)	**2099.5**		
2	O.P.G.C.			
	IB TPS	2x210 = 420	342.09 (Auxilliary 9.5 %, Avalability 90%)	342.09 (Auxilliary 9.5 %, Avalability 90%)
	IB TPS-Stage-II	2x660 = 1320	833.085 (Share 75%, Auxilliary 6.25 %,	835.312 (Share 75%, Auxilliary 6.25 %, Avalability 90%)
	TOTAL THERMAL (B)	**1740**		

CENTRAL SECTOR GENERATION

SL.NO.	NAME OF POWER STATION	INSTALLED CAPACITY	OPTCL'S SHARE OF INSTALLED CAPACITY 0N REALTIME BASIS.		AUX. CONS.	% AGE AVAILABILITY (excluding UA)
			% age	MW	%	%
1	CHUKHA (BHUTAN)	4 x 84 = 336 (Considering 270 MW, total availability)	15.19	41.00		85
2	TALA HEP (BHUTAN)	6 x 170 = 1020	4.25	43.40		
3	FARAKKA (WEST BENGAL)*	3 x 200 = 600 2 x 500 = 1000 1 x 500 = 500	- 16.62	- 83.10	7.5	85
4	KAHALGAON (BIHAR)*	4 x 210 = 840	-	-	-	-
		3 x 500 = 1500	2.05	39.30	9	62.11
5	TSTPP, KANIHA (ORISSA)	2 x 500 = 1000	31.8	318.00	7.5	85
		4 x 500 = 2000	10	200.00	7.5	
6	TEESTA HEP (SIKKIM)	3 x 170 = 510	20.59	105.00		85
7	MANGDECHU HEP, BHUTAN	4x180	10.97	78.98		
8	MTPS (Mujafarpur) (BIHAR)	2x195	8.53	33.27		
9	DARLIPALI STPS	2X800	58.82	941.18		
		TOTAL ISGS		**1883.23**		

GRAND TOTAL, (A) + (B) + (C) = 5722.73

Firm power for OHPC stations has been computed as per design energy of the stations approved by CEA. Firm availability of State Thermal as per CERC /OERC nerms. ISGS share of power is as per CGS power allocation sheet of CEA as on 01.07.2013.

*** Odisha Share in FSTPS I & II and in KHTPS I surendered (346 MW) by Odisha and reallocated to Gujarat wef 00:00Hrs of 04.09.2021.**

CAPACITY OF IPP, CPP, SMALLL HYDRO & RENEWABLE

Sl.No	POWER STATION	INSTALLED CAPACITY	TOTAL	TYPE	VOLTAGE LEVEL
IPP & SMALL HYDRO					
1	MEENAKSHI POWER LTD.	3 X 4 + 2 X 12.5	37	SMALL HYDRO	132 kV
2	ORISSA POWER CONSORTIUM LTD.	4 X 5	20	SMALL HYDRO	132 kV
3	VEDANTA LTD., JHARSUGUDA(IPP)	1 X 600	600	THERMAL	400kV
4	GMR KAMALANGA ENERGY LTD.	3 X 350	1050	THERMAL	400kV
5	NBVL (MERAMUNDALI)	1 X 60=60	60	THERMAL	132 kV
6	JITPL			THERMAL	400kV
7	BPPPL	3X8=24	24	SMALL HYDRO	132kV
8	SAPTADHARA SHEP	3X6=18	18	SMALL HYDRO	33kV
9	KAKATIYA	1 X 4.5	4.5	SMALL HYDRO	33kV
		TOTAL	**1813.5**		
CPP					
1	AARATI STEEL GHANTIKHAL	1 X 40 + 1 X 50	90	THERMAL	132 kV
2	ACC, BARGARH	1 X 30	30	THERMAL	132 kV
3	ACTION ISPAT & POWER PVT. LTD.	1 X 12 + 1 X 25 + 1 X 43	80	THERMAL	132 kV
4	ARYAN ISPAT & POWER PVT. LTD.	1 X 18	18	THERMAL	132 kV
5	ADITYA ALUMINIUM Ltd	6X 150	900	THERMAL	220 kV
6	BHUBANESWAR POWER PVT. LTD.	2 X 67.5	135	THERMAL	132 kV
7	BHUSAN STEEL LTD.,MERAMUNDALI	1 X 33+1 X 77+ 2 X 150+2 X 165	740	THERMAL	220 kV
8	BHUSAN POWER & STEEL LTD,	1X60 + 1X40 +3X130 + 2 X 8	506	THERMAL	220 kV
9	EMAMI PAPER MILLS.	1 X 15 + 1 X 5	20	THERMAL	132 kV
10	ESSAR POWER LTD	2x30	60	THERMAL	220 kV
11	FACOR POWER	1X 45	45	THERMAL	132 kV
12	HPCL(HINDALCO),(HIRAKUD)	1 X 67.5 + 4 X 100	467.5	THERMAL	132 kV
13	IMFA(CHOUDWAR)	2 X 54 + 1 X 30 + 2 X 60	258	THERMAL	132 kV
14	IFFCO (PARADEEP)	2 X 55	110	THERMAL	132 kV
15	JINDAL STAINLESS LTD., DUBURI	2 X 125 + 1 X 13	263	THERMAL	220 kV
16	JINDAL STEEL & POWER LTD., ANGUL	6 X 135	810	THERMAL	400 kV
17	NINL (DUBURI)	2 X 19.25 + 1 X 24	62.5	THERMAL	220 kV
18	MAHAVIR FERRO ALLOYS PVT. LTD.	1 X 12	12	THERMAL	33 kV
19	MGM MINERALS LTD, DHENKANAL.	1 x 8	8	THERMAL	132 kV
20	MSP METTALLICS LTD.	1 X 25	25	THERMAL	132 kV
21	NALCO(ANGUL)	10 X 120	1200	THERMAL	220 kV
22	NALCO(DAMANJODI)	18.5 X 4	74	THERMAL	132 kV
23	NARBHERAM POWER & STEEL PVT.	1 X 8	8	THERMAL	132 kV
24	NBVL (MERAMUNDALI)	1 X 30 + 1X 64	94	THERMAL	132 kV
25	OCL INDIA LTD., RAJGANGPUR	2 X 27	54	THERMAL	132 kV
26	OISL, RAJGANGPUR	1 X 35	35	THERMAL	132 kV
27	ORISSA SPONGE IRON & STEEL LTD.	1 X 24	24	THERMAL	132 kV
28	PATTANAIK STEEL, (KEONJHAR)	1 X 15	15	THERMAL	33 kV
29	RATHI STEEL & POWER LTD. (Katapalli)	1 X 20	20	THERMAL	33 kV
30	RSP(ROURKELA)	2 X 60 + 4 X 25	220	THERMAL	220 kV
31	RML, DSP, DHENKANAL	1 X 25	25	THERMAL	33 kV
32	SEVEN STAR STEELS LTD.	1 X 8	8	THERMAL	33 kV
33	SMEL, (PANDOLI, SAMBALPUR)	3 X 30	90	THERMAL	132 kV
34	SMC POWER GENERATION LTD.	1 X 8 + 1 X 25	33	THERMAL	132 kV
35	SREE GANESH	1 X 32	32	THERMAL	132 kV
36	TATA SPONGE IRON (JODA)	1 X 18.5 + 1 X 7.5	26	THERMAL	220 kV
37	TATA POWER & STEEL, (K NAGAR)	2 X 67.5	135	THERMAL	220 kV
38	UTKAL ALUMINA, LAXMIPUR	3x30	90	THERMAL	220 kV
39	VEDANTA LTD.(SEZ),JHARSUGUDA	3 X 600	1800	THERMAL	400 kV
40	VEDANTA (JHARSUGUDA))	9 X 135	1215	THERMAL	220 kV
41	VEDANTA (LANJIGARH)	3 X 30	90	THERMAL	132 kV
42	VISA STEEL LTD., (NEW DUBURI)	3 X 25	75	THERMAL	220 kV
43	YAZDANI STEEL & POWER.	1 X 10	10	THERMAL	33 kV
		TOTAL	**10013**		

RENEWABLE PROJECTS

Sl.No	POWER STATION	INSTALLED CAPACITY	TOTAL	TYPE		CONNECTIVITY VOLTAGE
1	ABACUS HOLDINGS PVT. LTD, SONEPUR	1 MW	1	SOLAR		11 KV
2	AFTAAB SOLAR PVT. LTD. ,BOLANGIR (N)	5 MW	5	SOLAR		33 KV
3	ALEX GREEN ENERGY PVT LTD. PATNAGARH	5 MW	5	SOLAR		33 kV
4	JAY IRON & STEEL, BAMARA	1 MW	1	SOLAR		11 KV
5	J.K. PAPER LTD., THERUVALI	25 MW	25	BIOMASS		132 KV
6	M.G.M. GREEN ENERGY., CHANDPUR	1 MW	1	SOLAR		11 KV
7	MOLISATI VINIMAY PVT. LTD. BARKOTE	1 MW	1	SOLAR		11 KV
8	OCL SOLAR, SALIPUR	2.5 MW	2.5	SOLAR	SELF	132 kV
9	OCL SOLAR, SALIPUR	10 MW	10	SOLAR	SELF	11 kV
10	VIVACITY R.E PVT. LTD , CHANDPUR	1 MW	1	SOLAR		11 KV
11	RAAJRATNA ENERGY PVT. LTD. BOLANGIR (N)	1 MW	1	SOLAR		11 KV
12	S. N. MOHANTY, BARANGA, CHANDAKA	1 MW	1	SOLAR		11 KV
13	SHALIVAHAN GREEN ENERGY LTD.	20 MW	20	BIOMASS		132 KV
14	MAHAVIR FERRO ALLOYS (SOLAR), BANEI	1 MW	1	SOLAR		33 KV
15	MCL, BURLA, KATAPALI	2 MW	2	SOLAR	SELF	11 kV
16	ACME SOLAR, MURSING, BOLANGIR-SAINTALA	25 MW	25	SOLAR		132 kV
17	GEDCOL, MANMUNDA, SONEPUR	20 MW	20	SOLAR		33 kV
18	JYOTI SOLAR SOLUTIONS(P) LTD	10 MW	10	SOLAR		33 kV
19	SADIPALI SOLAR	20 MW	20	SOLAR		33 kV
20	BEL, SAINTALA	7.5 MW	7.5	SOLAR		132 kV
21	DAKSHIN ODISHA URGA PVT. LTD, PADMAPUR	40 MW	40	SOLAR		132 kV
22	VENTO POWER& ENERGY LTD, Dendugoda, KESINGA	2x40 MW	80	SOLAR		132 kV
23	VENTO POWER& ENERGY LTD, Tusara	2x40 MW	80	SOLAR		132 kV
24	VENTO POWER& ENERGY LTD, Tentulikhunti	1x40 MW	40	SOLAR		132 kV
25	IMFA SOLAR, Theruvali	4.5 MW	4.5	SOLAR	SELF	33 kV
26	ADITYA BIRLA RENEWABLES LTD, BOUDH	25 MW	25	SOLAR		
27	ADITYA BIRLA RENEWABLES LTD, BARGARH(N	25 MW	25	SOLAR		33 kV
28	ADITYA BIRLA RENEWABLES LTD, SAINTALA	25 MW	25	SOLAR		132 kV
		TOTAL	**479.5**			
	GRAND TOTAL (SMALL HYDRO,IPP & CPP)		**18028.73**			

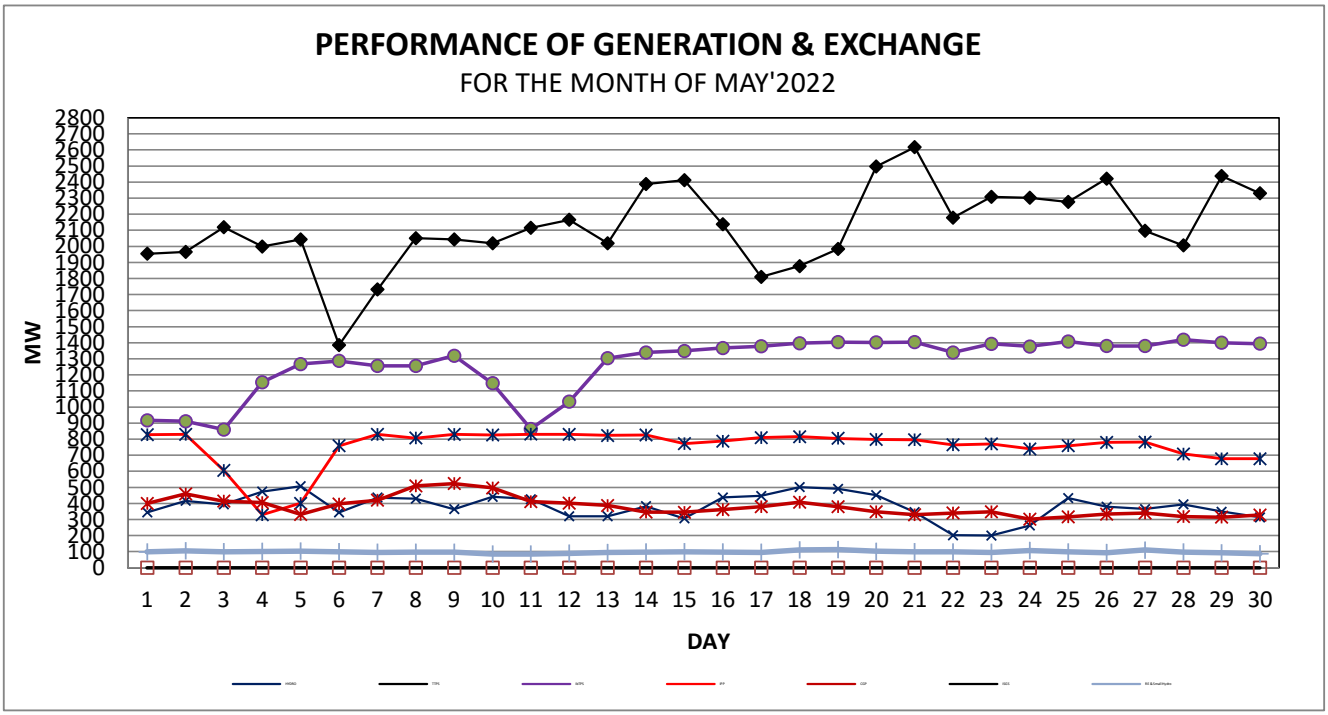
PERFORMANCE OF GENERATION & EXCHANGE
FOR THE MONTH OF MAY'2022
MW
DAY

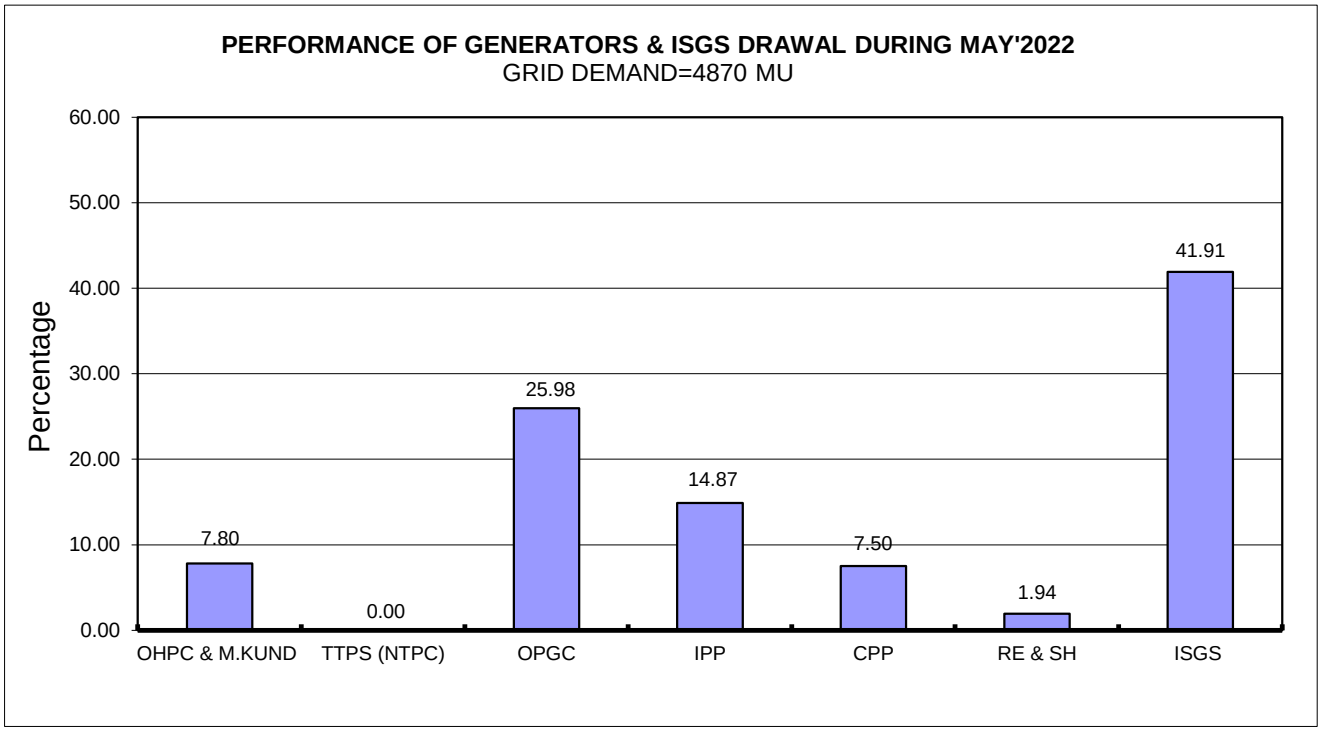
PERFORMANCE OF GENERATORS & ISGS DRAWAL DURING MAY'2022
GRID DEMAND=4870 MU
Percentage
7.80
0.00
25.98
14.87
7.50
1.94
41.91
OHPC & M.KUND
TTPS (NTPC)
OPGC
IPP
CPP
RE & SH
ISGS

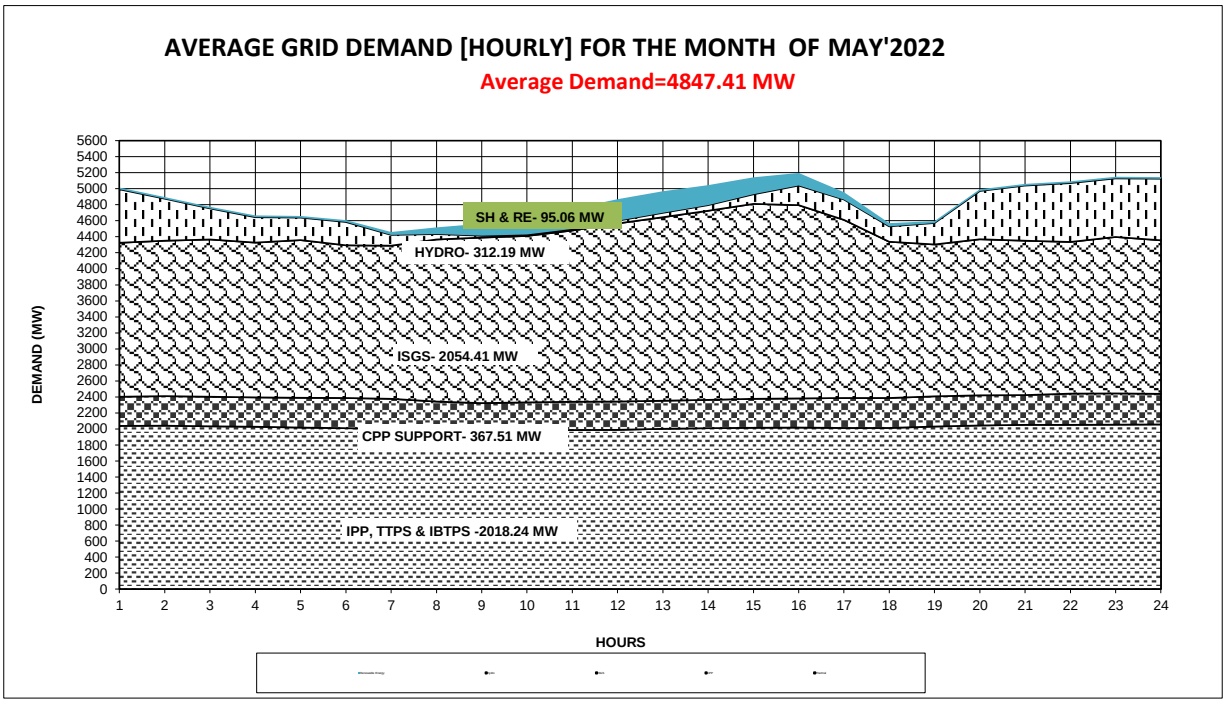
AVERAGE GRID DEMAND [HOURLY] FOR THE MONTH OF MAY'2022
Average Demand=4847.41 MW
SH & RE- 95.06 MW
HYDRO- 312.19 MW
ISGS- 2054.41 MW
CPP SUPPORT- 367.51 MW
IPP, TTPS & IBTPS -2018.24 MW
DEMAND (MW)
HOURS

COMPARISION SYSTEM DEMAND WITH PREVIOUS FINANCIAL YEAR

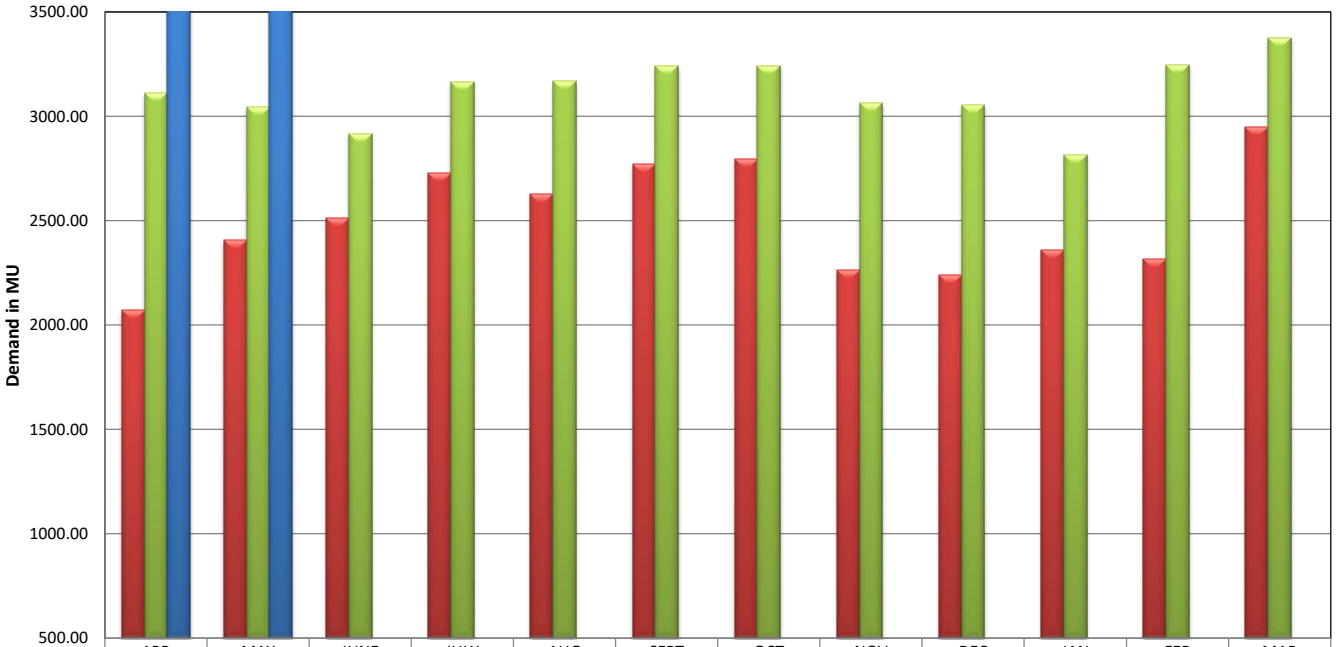

	APR	MAY	JUNE	JULY	AUG	SEPT	OCT	NOV	DEC	JAN	FEB	MAR
2020-21	2071.97	2407.45	2513.06	2728.56	2626.20	2771.77	2797.83	2262.74	2241.03	2358.45	2318.24	2949.93
2021-22	3109.36	3043.21	2917.04	3165.84	3167.77	3239.050998	3242.92	3061.57	3055.28	2817.25	3247.00	3376.87
2022-23	3582.08	3606.47										

MONTHLY GENERATION & DEMAND REPORT FOR THE STATE OF ODISHA IN THE MONTH OF MAY- 2022

(A)SELF GENERATION

SL No.	Name of Gen. Station	Unit wise generation (MU)									Average MW	Auxiliary MU	Maximum Generation in MW	DATE	Time
		Unit-I	Unit-II	Unit-III	Unit-IV	Unit-V	Unit-VI	Unit-VII	Unit-VIII	Total					
1	Burla	5.887	0.176	6.408	6.267	6.196	8.726	4.874	0.000	38.534	51.793	0.224	153.90	8	21.00
2	Chipilima	8.911	9.852	9.449	-	-	-	-	-	28.212	37.919	0.063	52.75	18	1.00
4	Balimela	14.860	15.855	24.150	0.000	17.345	15.588	11.205	10.535	109.538	147.228	0.646	404.30	27	1.00
5	Rengali	16.812	14.385	0.000	16.238	14.551	-	-	-	61.987	83.316	0.100	178.54	2	17.00
6	Upper Kolab	3.917	8.044	6.420	7.451	-	-	-	-	25.832	34.720	0.078	290.47	7	21.00
7	Upper Indravati	14.452	5.805	0.000	0.350	-	-	-	-	20.607	27.698	0.074	293.54	6	23.00
8	Total Hydro (OHPC)	-	-	-	-	-	-	-	-	**284.710**	382.675				
9	Machhakund (Orissa drawal)	-	-	-	-		-	-	-	19.069	25.630		48.06	14	21.00
10	Total Hydro	-	-	-	-	-	-	-	-	303.779	408.305		1296.38	2	23.00
11	TTPS-I	-	-	-	-	-	-		-	0.000	0.000		0.00	1	1.00
12	TTPS-II	-	-	-	-	-	-	-	-	0.000	0.000		0.00	1	1.00
13	Total TTPS	-	-	-	-	-		-	-	0.000	0.000	0.000	0.00	1	1.00
14	IBTPS-I	139.83	125.368	-	-	-	-	-	-	265.194	356.444	30.380	1445.82	28.00	24.00
15	IBTPS-II			432.616	328.552	-	-	-	-	761.168	1023.075	43.914			
16	Total IBTPS									1026.362	1379.519				
17	IPPs & CGPs Support	-	-	-	-	-	-	-	-	858.875	1154.402				
18	Total Thermal & IPPs & CGP	-	-	-	-	-	-	-	-	1885.237	2533.921		2748.27	9	19.00
19	Injection by Renewable projects	70.79043456								70.790	95.148				
20	Total self generation	-	-	-	-	-	-	-	-	2259.807	3037.375	75.478	3869.15	18	24.00

Note: 1. All the figures stated above are taken from operational meters. Those figures should not be used for any commercial calculation.

(B) IPPs / CGPs injection :-

SL No.	Name of IPP / CGPs	Injection in (MU)	Average (MW)	Maximum Injection (MW)	DATE	TIME (Hr.)
1	Aarti Steel Ltd, ghantikhal	8.940	12.016	15.00	1	1.00
2	ACC	0.000	0.000			
3	Action Ispat	0.000	0.000			
4	Aryan Ispat,	6.286	8.449			
5	BPPL	81.992	110.205	125.79	29	20.00
6	BPSL, Jharsuguda	12.190	16.384	102.23	6	16.00
7	TSBSL, Meramundali	17.087	22.966	96.95	2	18.00
8	GMR Kamalanga Energy Ltd.(IPP)	219.633	295.206			
9	HINDALCO, Hirakud	1.952	2.624			
10	IFFCO, Paradeep	0.0000	0.000			
11	IMFA , Choudwar	22.204	29.844	126.12	10	10.00
12	JINDAL, New Duburi	5.495	7.386	94.58	12	14.00
13	JSPL, Angul	32.135	43.192	122.29	19	16.00
14	Mahavir Ferro Alloys	0.000	0.000			
15	Maithan Ispat Ltd.	0.648	0.872			
16	Meenakshi Power Ltd. (SH)	4.913	6.603			
17	MSP, Jharsuguda	0.000	0.001			
18	NALCO , Angul	0.00	0.000	39.60	3	22.00
19	Narbheram	0.126	0.170			
20	NBVL , Kharag Prasad	68.780	92.446	110.28	4	10.00
21	NINL , Duburi	0.000	0.001			
22	OCL	4.154	5.583			
23	OPCL, Samal (SH)	10.686	14.363			
24	BPPLT	0.000	0.000			
25	Saptadhara	0.159	0.214			
26	Kakatiya	0.006	0.008			
27	PSAL, Keonjhar	0.000	0.000			
28	RSP , Rourkela	0.994	1.336			
29	Shree Ganesh	1.833	2.463			
30	Shyam Metallics	0.397	0.533			
31	SMC Power	0.000	0.000			
32	TSLPL	13.235	17.789			
33	Vedanta Ltd. (IPP-Unit-2)	334.194	449.185			
34	Vedanta, Jharsuguda	10.377	13.947			
35	Vedanta, Lanjigarh	0.026	0.035			
36	VISA Steel, New-Duburi	0.299	0.401	6.29	3	20.00
37	Yazdani Steel & Power Ltd., J.J Rd	0.134	0.180			
38	Vedanta Ltd. (3*600)	0.000	0.000			
	Total support from CPPs	858.875	1154.402			

(C)EXCHANGE OF ENERGY WITH CENTRAL SECTOR

Name of the Tie line	Net MU	Avg MW	Maximum Import (MW)	DATE	TIME	Maximum Export (MW)	DATE	TIME
132KV JODA-KENDUPOSI	-12.79	-17.19	-1.16	15	23.00	-24.16	15	20.00
132KV KALABADIA-BANGIRIPOSI	41.98	56.42	76.51	30	24.00	9.65	3	19.00
132KV KALABADIA-BARIPADA	35.83	48.15	68.26	28	23.00	15.21	3	19.00
132 KV BHOGRAI-KUCHEI	11.58	15.56	22.72	28	24.00	4.49	31	18.00
132 KV JALESWAR-KUCHEI	16.50	22.17	30.99	28	24.00	8.18	3	20.00
220KV JODA-JAMSHEDPUR	-0.91	-1.22	76.50	31	16.00	-104.87	12	21.00
220KV JODA-RAMCHANDRAPUR	84.77	113.94	166.63	23	12.00	0.11	16	14.00
220KV RENGALI SY- RENGALI P.G-I	45.11	60.64	99.04	16	14.00	3.97	4	2.00
220KV RENGALI SY- RENGALI P.G-II	47.47	63.81	101.99	16	14.00	6.21	4	2.00
220KV JAYANAGAR JEYPORE PG-I	-0.34	-0.46	41.69	21	14.00	-84.71	2	22.00
220KV JAYANAGAR JEYPORE PG-II	-0.35	-0.47	45.95	23	14.00	-95.01	2	22.00
220KV RENGALI P.H-KANIHA	-55.81	-75.01	38.97	23	24.00	-135.88	30	24.00
220KV TTPS-KANIHA	76.39	102.67	155.40	21	15.00	33.18	27	21.00
220KV MERAMUNDALI-KANIHA-I	80.08	107.64	156.63	21	15.00	49.54	3	22.00
220KV MERAMUNDALI-KANIHA-II	80.08	107.64	156.53	21	15.00	49.49	3	22.00
220KV TARAKARA-BISRA-I & II	217.77	292.71	415.49	21	10.00	41.58	31	0.00
220 KV KALABADIA-BALASORE-I&II	158.89	213.56	289.84	31	14.00	117.32	6	18.00
220KV KATAPALI- BOLANGIR(PG)	-52.98	-71.21	80.65	27	17.00	-129.29	28	19.00
220KV SADEIPALI - BOLANGIR(PG)	149.62	201.10	361.26	27	17.00	54.98	27	13.00
220KV BUDHIPADAR-KORBA-I	-38.07	-51.16	95.08	27	18.00	-121.77	6	6.00
220KV BUDHIPADAR-KORBA-II	23.46	31.53	91.03	29	11.00	-121.77	6	6.00
220KV BUDHIPADAR-KORBA-III	23.22	31.21	112.01	23	21.00	-6.76	15	24.00
220KV ATRI- PANDIVIL	207.94	279.49	388.39	21	12.00	-17.87	21	20.00
220KVSAMANGHARA- PANDIVIL	0.00	0.00	0.03	27	5.00	152.70	3	24.00
220KV KEONJHAR GR-KEONJHAR PG-I	3.06	4.11	9.98	2	24.00	0.30	2	24.00
220KV KEONJHAR GR-KEONJHAR PG-II	1.79	2.40	2.40	1	1.00	2.40	1	1.00
400KV INDRAVATI P.H-P.G	47.73	64.15	124.80	27	19.00	-86.86	4	1.00
400KV MERAMUNDALI-KANIHA	410.35	551.55	935.54	2	19.00	-71.31	22	10.00
400KV MERAMUNDALI-ANGUL-I&II	0.46	0.62	1.70	3	24.00	-0.03	22	2.00
400KV MENDHASAL - PANDIABIL-I &II	-82.56	-110.97	2.46	22	9.00	-213.45	12	24.00
400KV DUBURI - PANDIABIL	-59.78	-80.35	0.41	27	11.00	-144.71	31	21.00
400KV DUBURI - BARIPADA	76.20	102.42	316.42	3	15.00	-74.71	12	24.00
400KV VEDANTA-JHARSUGUDA Ckt-I	72.86	97.93	304.93	29	12.00	-69.40	27	18.00
400KV VEDANTA-JHARSUGUDA Ckt-II	73.03	98.16	305.89	29	12.00	-69.54	27	18.00
400KV_OPGC-JHARS_PG - I	-36.46	-49.01	97.78	3	16.00	-174.00	17	6.00
400KV_OPGC-JHARS_PG - II	-36.07	-48.48	97.35	3	16.00	-173.29	17	6.00
220KV JAYANAGAR JEYPORE PG-III & IV	2.51	3.38	176.80	2	22.00	-84.88	23	14.00
220KV KESINGA- BOLANGIR_PG	-43.09	-57.92	2.47	20	11.00	-113.57	27	20.00
220KV PRATAPSASAN-PANDIAVIL CKT-I	6.21	8.35	83.23	30	1.00	0.00	1	1.00
220KV PRATAPSASAN-PANDIAVIL CKTII	6.23	8.37	83.35	30	1.00	0.00	1	1.00
Net ISGS	**1581.91**	2126.22	**3140.82**	**21**	**15.00**	**1165.31**	**3.00**	**24.00**

ABSTRACT OF SYSTEM DEMAND

Particulars	Energy MU	Average MW	Peak MW	DATE	TIME
Total gross generation(Including CPP+IPP)	2259.807	3037.375	3869.15	18	24.00
Power Station Auxiliary consumption	75.478	101.449			
Total net generation(Including CPP+IPP)	2184.329	2935.926	3858.22	18	24.00
Net ISGS	1581.909	2126.221	3140.82	21	15.00
System Demand	3766.238	5062.147	6257.42	20	24.00
Trading					
Average of Peak Demand (MW)		**5584.318**			
Average of Minimum Demand (MW)		**4478.533**			

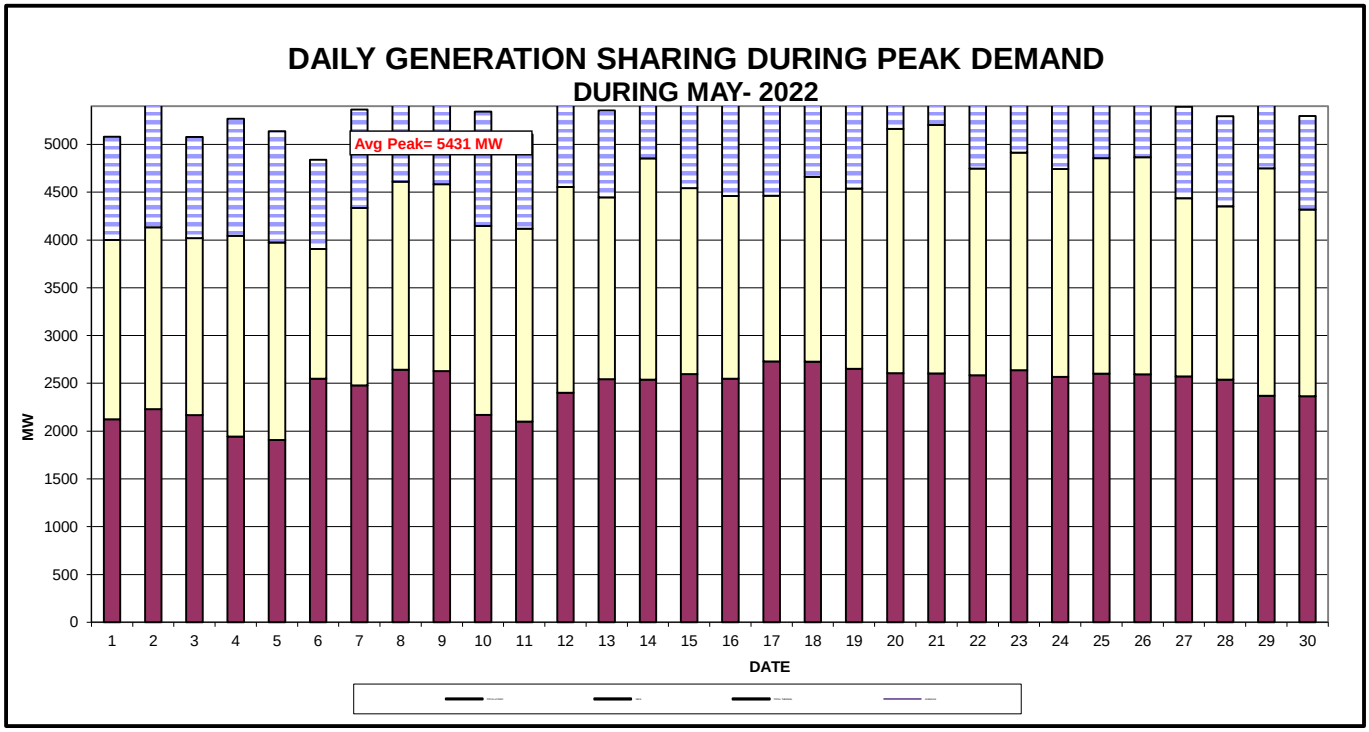
DAILY GENERATION SHARING DURING PEAK DEMAND
DURING MAY- 2022
Avg Peak= 5431 MW
MW
5000
4500
4000
3500
3000
2500
2000
1500
1000
500
0
1 2 3 4 5 6 7 8 9 10 11 12 13 14 15 16 17 18 19 20 21 22 23 24 25 26 27 28 29 30
DATE

JOLAPUT RESERVOIR LEVEL

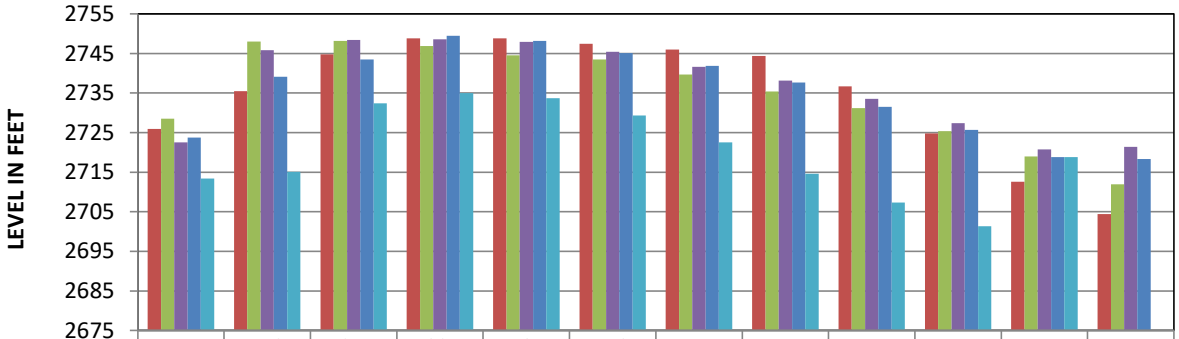

	JUL	AUG	SEP	OCT	NOV	DEC	JAN	FEB	MAR	APR	MAY	JUN
2017-18	2725.9	2735.50	2744.80	2748.85	2748.85	2747.45	2745.95	2744.35	2736.70	2724.80	2712.60	2704.40
2018-19	2728.50	2748.00	2748.20	2746.90	2744.50	2743.50	2739.70	2735.40	2731.20	2725.35	2719.00	2711.90
2019-20	2722.50	2745.85	2748.40	2748.60	2747.90	2745.40	2741.65	2738.15	2733.50	2727.35	2720.75	2721.40
2020-21	2723.75	2739.15	2743.45	2749.50	2748.20	2745.10	2741.85	2737.65	2731.55	2725.70	2718.85	2718.30
2021-22	2713.40	2715.05	2732.40	2735.00	2733.70	2729.35	2722.50	2714.60	2707.35	2701.30	2718.85	

MONTH (End)

BALIMELA RESERVOIR LEVEL

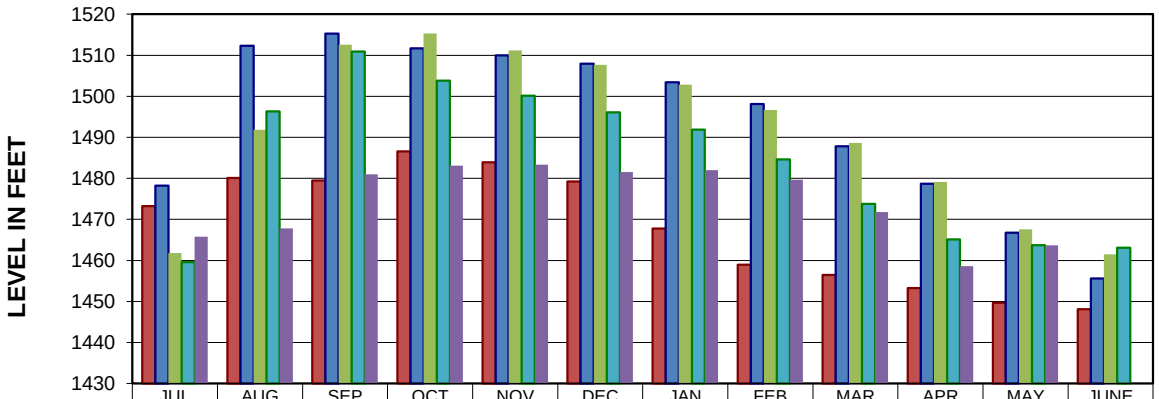

	JUL	AUG	SEP	OCT	NOV	DEC	JAN	FEB	MAR	APR	MAY	JUNE
2017-18	1473.20	1480.10	1479.50	1486.60	1483.90	1479.20	1467.80	1459.00	1456.50	1453.30	1449.70	1448.10
2018-19	1478.20	1512.30	1515.30	1511.70	1510.00	1507.90	1503.40	1498.10	1487.80	1478.70	1466.80	1455.60
2019-20	1461.80	1491.80	1512.60	1515.30	1511.20	1507.70	1502.80	1496.70	1488.60	1479.10	1467.60	1461.50
2020-21	1459.60	1496.30	1510.90	1503.80	1500.10	1496.10	1491.90	1484.60	1473.80	1465.10	1463.70	1463.10
2021-22	1465.80	1467.80	1481.00	1483.10	1483.30	1481.50	1482.00	1479.70	1471.80	1458.60	1463.70	

MONTH (End)

RENGALI RESERVOIR LEVEL

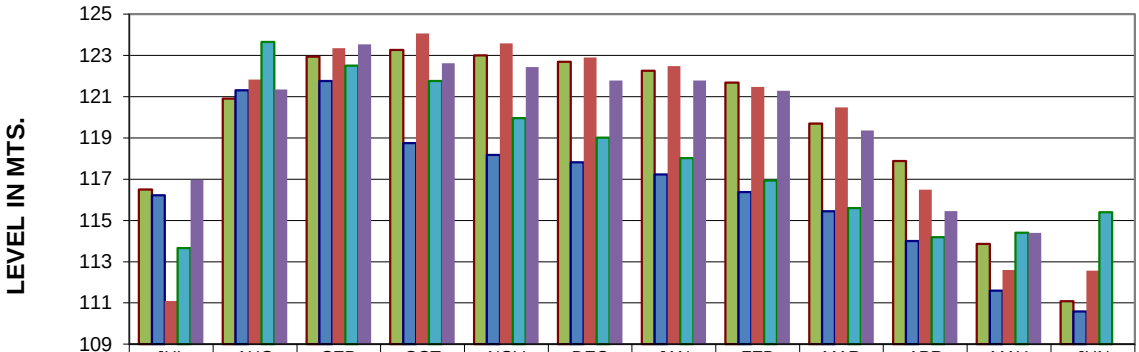

	JUL	AUG	SEP	OCT	NOV	DEC	JAN	FEB	MAR	APR	MAY	JUN
2017-18	116.50	120.90	122.93	123.26	123.00	122.68	122.25	121.67	119.69	117.88	113.86	111.09
2018-19	116.21	121.30	121.75	118.75	118.17	117.81	117.22	116.38	115.45	114.00	111.60	110.59
2019-20	111.09	121.82	123.35	124.05	123.58	122.90	122.47	121.47	120.48	116.49	112.60	112.56
2020-21	113.66	123.64	122.50	121.75	119.96	119.01	118.02	116.93	115.60	114.18	114.40	115.40
2021-22	116.97	121.34	123.53	122.61	122.42	121.78	121.78	121.28	119.35	115.45	114.40	

MONTH (End)

HIRAKUD RESERVOIR LEVEL

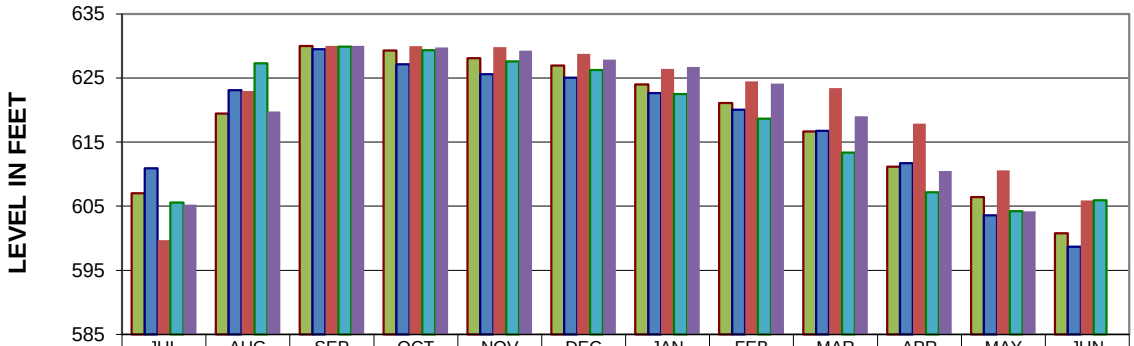

	JUL	AUG	SEP	OCT	NOV	DEC	JAN	FEB	MAR	APR	MAY	JUN
2017-18	607.04	619.45	630.00	629.29	628.08	626.97	624.02	621.10	616.67	611.17	606.41	600.79
2018-19	610.93	623.12	629.50	627.17	625.62	625.04	622.65	620.08	616.77	611.71	603.60	598.69
2019-20	599.69	623.00	630.00	629.97	629.81	628.79	626.45	624.50	623.43	617.91	610.60	605.89
2020-21	605.58	627.29	629.89	629.37	627.58	626.23	622.52	618.65	613.37	607.15	604.21	605.91
2021-22	605.23	619.79	630.00	629.75	629.29	627.89	626.75	624.12	619.02	610.47	604.21	

MONTH (End)

U.KOLAB RESERVOIR LEVEL

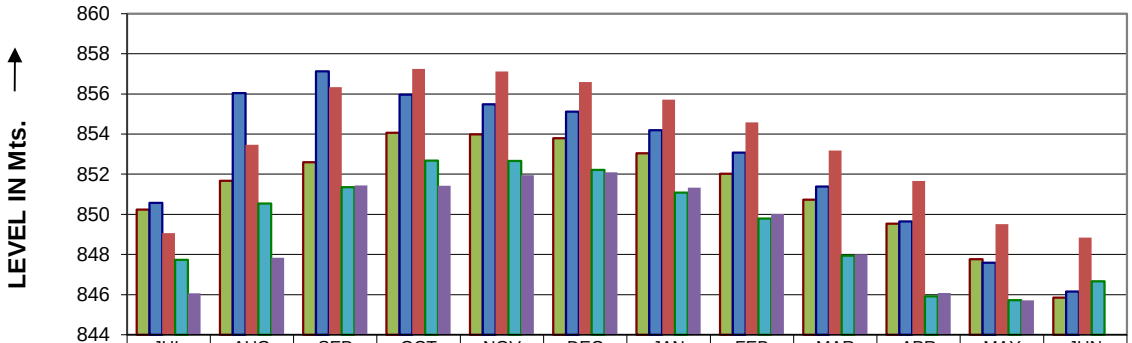

	JUL	AUG	SEP	OCT	NOV	DEC	JAN	FEB	MAR	APR	MAY	JUN
2017-18	850.24	851.67	852.60	854.06	853.98	853.79	853.05	852.03	850.74	849.53	847.77	845.86
2018-19	850.58	856.05	857.12	855.96	855.48	855.11	854.20	853.08	851.38	849.65	847.59	846.16
2019-20	849.06	853.46	856.33	857.25	857.12	856.60	855.72	854.58	853.18	851.66	849.52	848.84
2020-21	847.73	850.54	851.36	852.68	852.66	852.22	851.09	849.79	847.94	845.92	845.72	846.66
2021-22	846.06	847.83	851.44	851.42	851.95	852.09	851.33	850.03	848.01	846.09	845.72	

MONTH (End)

INDRAVATI RESERVOIR LEVEL

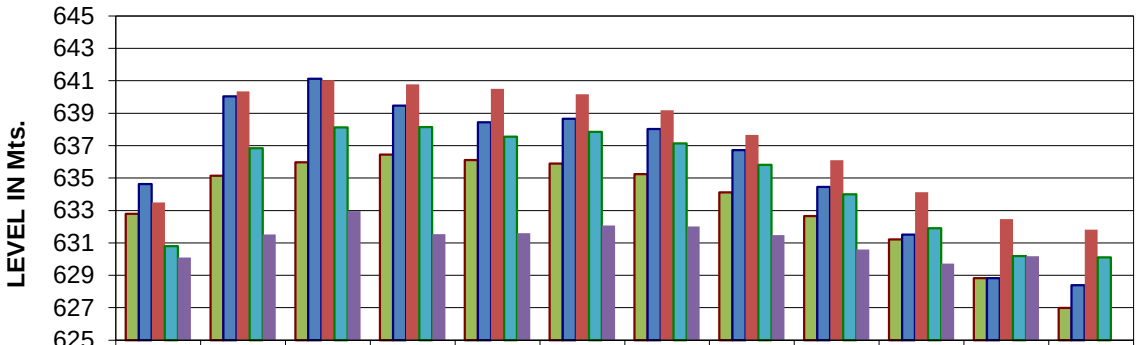

	JUL	AUG	SEP	OCT	NOV	DEC	JAN	FEB	MAR	APR	MAY	JUN
2017-18	632.80	635.14	635.97	636.44	636.12	635.90	635.24	634.12	632.65	631.22	628.83	626.98
2018-19	634.64	640.04	641.12	639.46	638.45	638.65	638.03	636.72	634.45	631.52	628.82	628.40
2019-20	633.50	640.34	641.03	640.79	640.50	640.17	639.19	637.66	636.11	634.13	632.47	631.82
2020-21	630.80	636.85	638.12	638.14	637.56	637.85	637.14	635.82	634.00	631.90	630.18	630.10
2021-22	630.10	631.53	632.97	631.54	631.59	632.08	632.01	631.48	630.60	629.72	630.18	

MONTH (End)

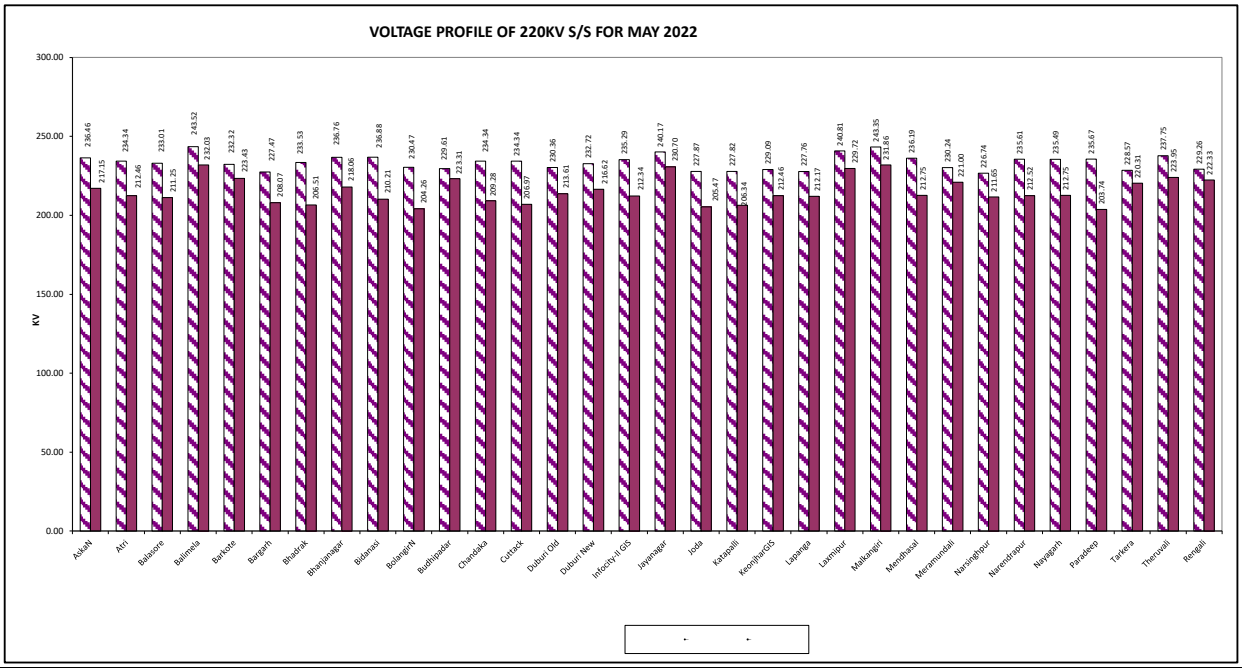

STATION	ATRI		BALASORE		BARKOTE		BARGARH(N		BHADRAK		BHANJNAGAR		BIDANASI		BOLANGIR		BUDHIPADAR		CHANDAKA		CUTTACK		DUBURI		DUBURI (N)		JAYANAGAR		JODA		KATAPALI		LAPANGA		LAXMIPUR		MENDHASAL		MERAMUNDALI		NARENDRAPUR		NAYAGARH		PARADEEP		TARKERA		THERUVALI	
	DAY	HRs.	DAY	HRs.	DAY	HRs.	DAY	HRs.	DAY	HRs.	DAY	HRs.	DAY	HRs.	DAY	HRs.	DAY	HRs.	DAY	HRs.	DAY	HRs.	DAY	HRs.	DAY	HRs.	DAY	HRs.	DAY	HRs.	DAY	HRs.	DAY	HRs.	DAY	HRs.	DAY	HRs.	DAY	HRs.	DAY	HRs.	DAY	HRs.	DAY	HRs.	DAY	HRs.	DAY	HRs.
MAXM.	#REF!	07:45	#REF!	03:30	44703	06:15	44705	13:00	44703	06:30	44703	21:00	44682	20:00	44703	03:45	44684	03:45	44705	21:00	44705	16:45	44703	03:45	44708	03:30	44705	06:00	44705	05:30	44705	03:45	44705	19:00	44705	21:00	44682	21:00	44703	06:00	44703	03:45	44688	07:45	44705	07:45	44703	03:45	44703	06:00
MINM.	#REF!	15:15	#REF!	15:15	44708	23:00	44708	14:30	44709	14:30	44684	16:30	44708	13:00	44698	15:15	44685	14:30	44708	16:15	44702	16:15	44708	15:15	44695	14:30	44708	14:45	44702	14:30	44712	15:15	44702	14:45	44708	16:30	44684	16:30	44708	14:45	44708	18:15	44684	16:15	44705	14:30	44708	15:15	44684	15:15

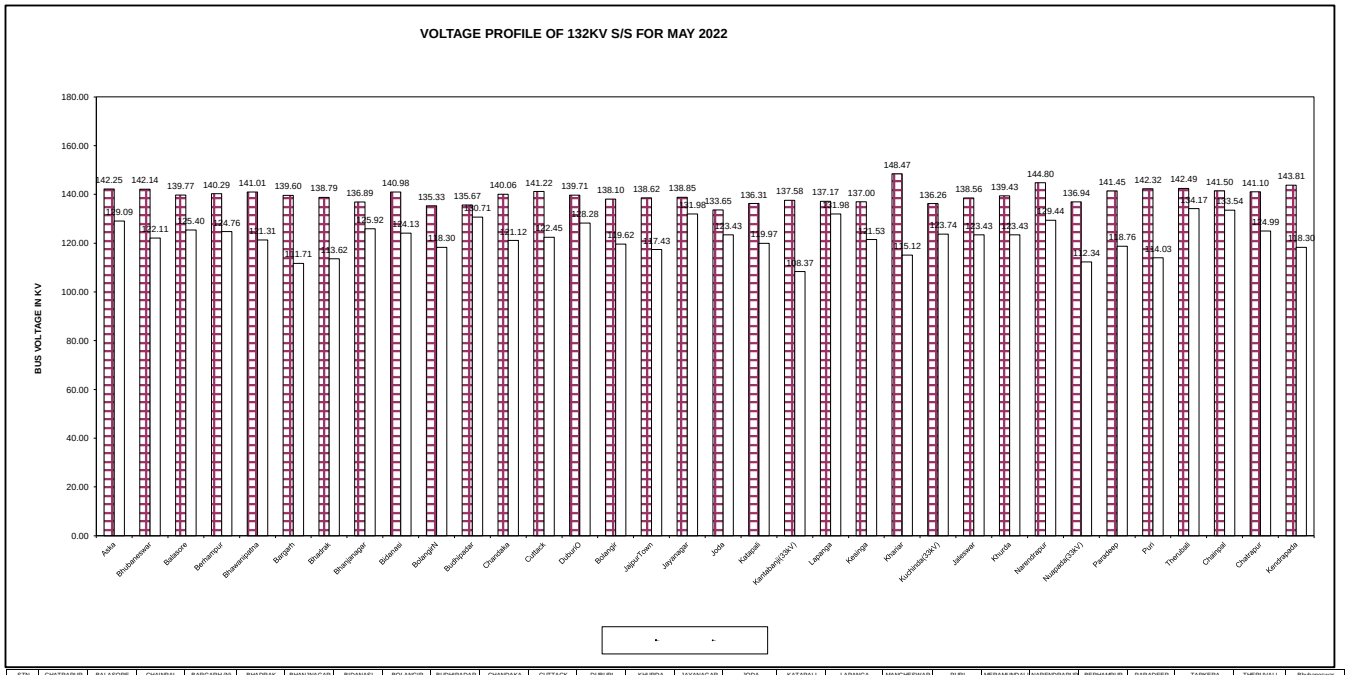

STN	CHATRAPUR		BALASORE		CHAINPAL		BARGARH (N)		BHADRAK		BHANJNAGAR		BIDANASI		BOLANGIR		BUDHIPADAR		CHANDAKA		CUTTACK		DUBURI		KHURDA		JAYANAGAR		JODA		KATAPALI	
	DAY	His.	DAY	His.	DAY	His.	DAY	His.	DAY	His.	DAY	His.	DAY	His.	DAY	His.	DAY	His.	DAY	His.	DAY	His.	DAY	His.	DAY	His.	DAY	His.	DAY	His.	DAY	His.
MAX	44682	18:00	44705	03:45	44703	06:15	44682	18:30	44684	16:30	44703	21:00	44703	06:30	44705	03:45	44705	03:45	44703	21:45	44704	23:00	44705	03:45	44705	03:30	44705	05:30	44703	21:45	44684	20:00
MIN	44712	15:00	44702	15:15	44709	23:00	44698	15:00	44706	16:15	44708	16:15	44685	13:00	44708	15:15	44699	14:45	44708	16:15	44695	15:45	44702	14:30	44708	15:15	44709	23:00	44708	16:15	44709	22:45

STN	LAPANGA		MANCHESWAR		PURI		MERAMUNDALI		NARENDRAPUR		BERHAMPUR		PARADEEP		TARKERA		THERUVALI		Bhubaneswar	
	DAY	His.	DAY	His.	DAY	His.	DAY	His.	DAY	His.	DAY	His.	DAY	His.	DAY	His.	DAY	His.	DAY	His.
MAX	44682	19:00	44703	04:00	44704	23:00	44698	17:30	44704	23:00	44684	16:45	######	17:30	44704	23:45	44703	06:15	44705	03:30
MIN	44684	14:00	44697	15:15	44708	14:00	44706	17:30	44698	16:30	44708	16:15	######	17:30	44712	15:00	44709	23:00	44708	15:00

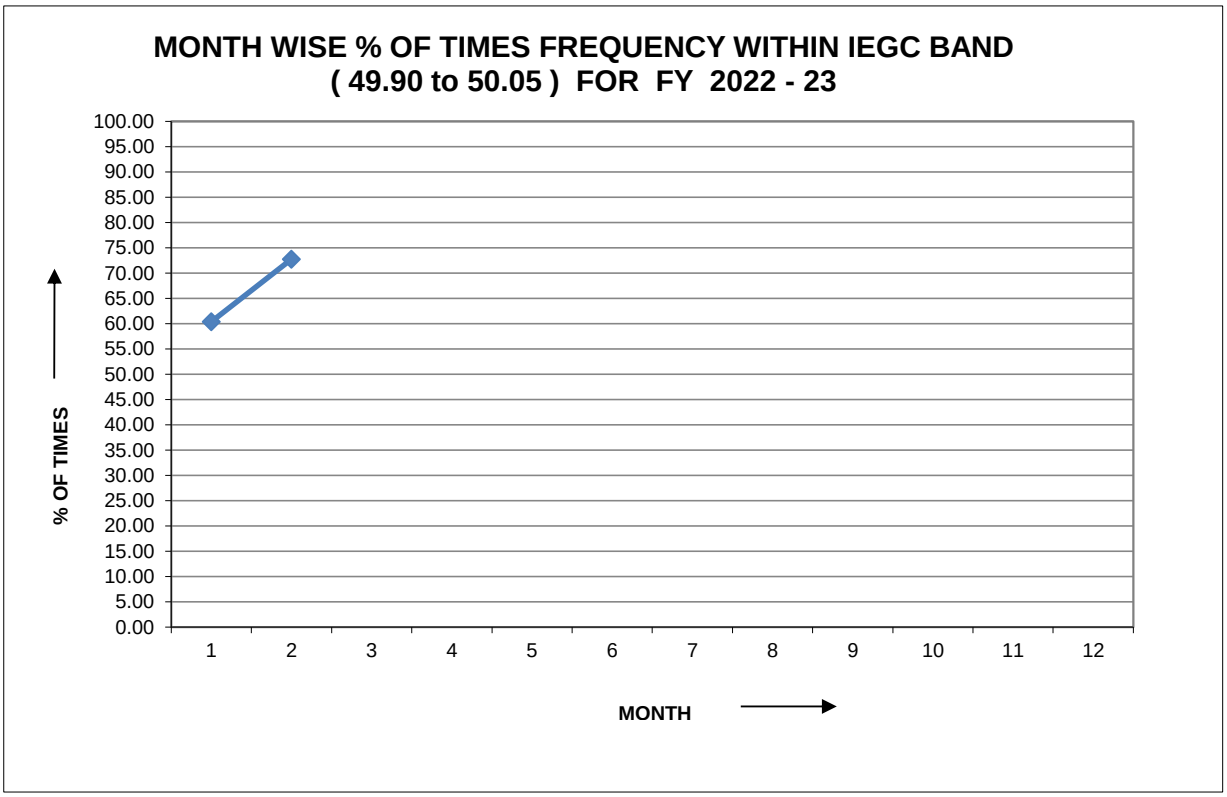

FREQUENCY WITHIN THE STANDARD BAND & ABOVE .

(FROM 2020-2021 TO 2022- 2023)

YEAR	FREQUENCY	APRIL	MAY	JUNE	JULY	AUG.	SEPT.	OCT.	NOV.	DEC.	JAN.	FEB.	MARCH	ANNUAL
2020- 2021	Average in Hz	50.01	50.01	50.01	50.00	50.00	50.00	50.00	50.00	50.00	50.00	49.99	50.00	50.00
	% of time (49.9 to 50.05 Hz)	73.16	74.78	75.22	77.02	78.93	83.56	80.11	78.51	76.33	76.25	76.28	73.48	76.97
	% of time (above 50.05 Hz)	22.06	21.33	20.64	16.78	15.08	12.34	16.25	17.27	18.32	18.43	15.92	19.19	17.80
2021- 2022	Average in Hz	49.99	50.00	50.00	50.00	49.99	50.00	49.99	50.00	49.97	50.00	50.00	49.96	49.99
	% of time (49.9 to 50.05 Hz)	75.39	75.07	75.03	75.64	77.28	77.53	74.77	74.44	73.84	76.8	77.98	72.63	75.53
	% of time (above 50.05 Hz)	16.63	18.39	18.96	18.98	15.12	18.37	14.29	17.50	18.91	16.83	15.57	9.60	16.60
2022- 2023	Average in Hz	49.93	49.99											49.96
	% of time (49.9 to 50.05 Hz)	60.42	72.79											66.61
	% of time (above 50.05 Hz)	8.02	14.97											11.50

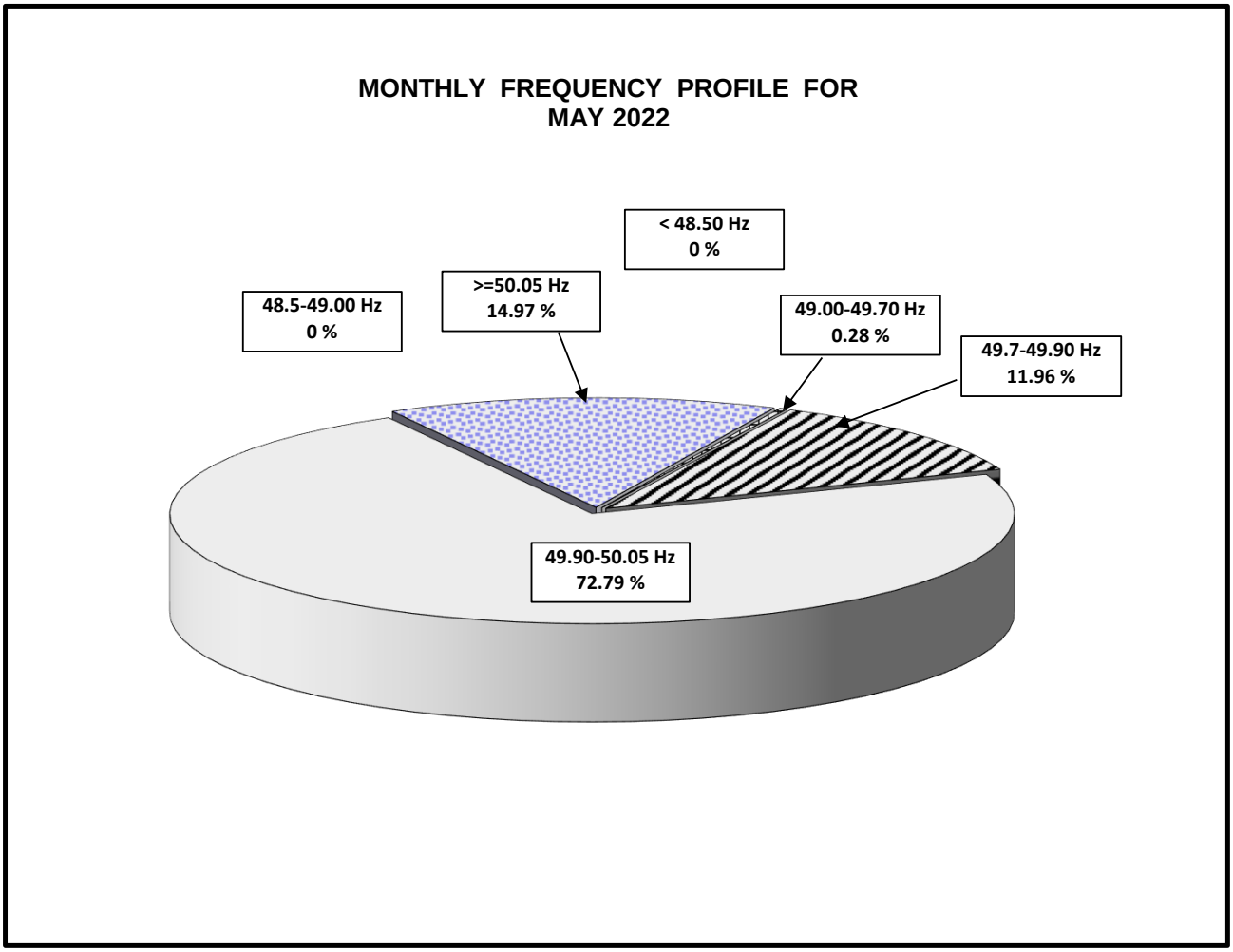

FREQUENCY DISTRIBUTION FOR THE MONTH OF MAY - 2022 IN MINUTES

(No of minutes during the month frequency remained)

Frequency/Day	1	2	3	4	5	6	7	8	9	10	11	12	13	14	15
<48.5	0	0	0	0	0	0	0	0	0	0	0	0	0	0	0
48.5-49.00	0	0	0	0	0	0	0	0	0	0	0	0	0	0	0
49.00-49.7	0	0	5	5	22	0	0	12	0	0	0	0	0	0	5
49.7-49.9	119	227	246	246	264	173	161	65	71	216	80	21	23	63	246
49.9-50.05	877	960	1039	1039	1015	1056	1053	1096	1107	1099	1196	1058	1183	980	1039
>50.05	444	253	150	150	139	211	226	267	261	125	164	361	234	397	150
>=50.1Hz	177	49	17	17	19	31	27	46	36	11	9	56	22	86	17
	1440	1440	1440	1440	1440	1440	1440	1440	1439	1440	1440	1440	1440	1440	1440

Frequency/Day	16	17	18	19	20	21	22	23	24	25	26	27	28	29	30	31	Total
<48.50	0	0	0	0	0	0	0	0	0	0	0	0	0	0	0	0	0
48.5-49.00	0	0	0	0	0	0	0	0	0	0	0	0	0	0	0	0	0
49.00-49.70	5	0	43	5	5	0	0	0	2	4	0	5	5	0	2	0	2
49.7-49.90	246	161	403	246	246	41	59	48	320	369	64	246	246	143	217	62	89
49.9-50.05	1039	1158	935	1039	1039	866	1003	942	991	978	1119	1039	1039	1166	1113	1231	542
>50.05	150	121	58	150	150	533	378	450	127	89	257	150	150	131	108	147	111
>=50.10Hz	17	10	2	17	17	132	194	191	27	2	84	17	17	25	32	10	24
	1440	1440	1439	1440	1440	1440	1440	1440	1440	1440	1440	1440	1440	1440	1440	1440	**744**

ENERGY DRAWAL OF TPCODL CONTROL AREA GRID SUBSTATIONS FOR THE MONTH OF MAY' 2022								
Sl.No	Name of Sub Station	Name of Feeder	Installed Capacity	SMD	Average Drawal	MAX DEMAND		
			MVA	MW	MW	MW	Date	Time
1	Angul	MCL Feeder-1&2	132 kV	28.040	24.738	33.280	21th May 2022	10:45
		Angul	2x40+1x20=100	44.635	31.599	48.226	31th May 2022	22:30
2	Angul PG	PGCIL Stn. Tertiary		0.117	0.117	0.117	1st May 2022	00:00
3	Arati Steel	Arati Steel	132 kV	7.240	0.557	11.120	31th May 2022	19:00
4	Argul	Argul	2x40+1x20=100	22.720	16.026	24.360	31th May 2022	15:30
5	Badagada	Badagada	2x63=126	49.881	28.728	58.556	28th May 2022	14:30
6	Balugaon	SOLARI Traction	132kV	0.400	3.649	11.200	15th May 2022	11:30
		Balugaon	1x40+1x20+1x12.5=72.5	30.252	27.176	35.650	4th May 2022	21:30
7	Banki	Banki	2x20=40	8.252	12.431	22.472	30th May 2022	00:15
8	Bhubaneswar	Bhubaneswar	3x63=189	109.880	65.336	110.600	30th May 2022	15:15
9	Bidanasi	Bidanasi	2x63+1x40=166	105.821	66.133	114.508	17th May 2022	13:00
10	Boinda	Boinda Traction	132 kV	0.480	2.604	15.000	6th May 2022	09:45
		Boinda	1x20+2x12.5=45	9.715	13.025	19.787	31th May 2022	19:45
11	BPPL S/W	BPPL Fdr-I&II	132 kV	0.000	0.000	0.040	1st May 2022	20:30
12	Brajabiharipur	Brajabiharipur	2x40=80	0.983	0.627	1.134	3rd May 2022	07:00
12	Chainpal	FCI Feeder	132 kV	0.204	0.111	0.224	30th May 2022	15:15
		Talcher Rd. Trac.	132 kV	9.320	8.492	22.000	4th May 2022	13:15
		Chainpal	2x40+1x20=100	53.896	38.706	57.532	29th May 2022	22:00
13	Chandaka	Chandaka	3x63=189	137.433	84.849	139.015	31th May 2022	15:30
		Chandaka GIS	2x40=80	0.016	0.000	0.220	20th May 2022	16:15
14	Chandpur	Chandpur	2x12.5=25	12.756	10.813	15.793	31th May 2022	23:00
15	Choudwar	Choudwar Traction	132 kV	5.800	8.134	19.640	18th May 2022	11:15
		Choudwar	3x40=120	66.086	48.593	66.086	31th May 2022	15:15
16	Cuttack	Cuttack	3x40=120	60.561	47.423	73.909	17th May 2022	23:15
17	Dhenkanal	Joranda Trac.	132 kV	11.801	8.066	20.538	4th May 2022	13:45
		Narveram CGP Fdr	33 kV	0.000	0.170	3.262	18th May 2022	06:15
		Dhenkanal	3x40=120	48.675	39.520	56.492	31th May 2022	22:15
18	Global	Heavy Water Feeder	132 kV	0.480	0.377	0.600	18th May 2022	23:45
		Global	1x20=20	0.107	0.735	2.156	4th May 2022	19:15
19	Grid Steel Alloy S/W	GSAL Feeder	132kV	0.000	0.000	0.000	1st May 2022	00:00
20	Kharagprasad	MGM Feeder	132kV	0.420	0.274	1.588	12th May 2022	18:30
		NBVL Fdr-1&2	132kV	0.000	0.070	5.030	8th May 2022	01:30
		SGEL Feeder	132kV	0.106	0.080	2.006	13th May 2022	20:15
		Meramundali Trac.	132 kV	6.638	6.849	16.025	24th May 2022	08:00
		Kharagprasad	132 kV	4.180	3.125	4.852	30th May 2022	22:45
21	Infocity-II GIS	Infocity-II GIS (220/33)	2x40=80	7.800	7.066	17.640	8th May 2022	14:45
22	Jagatsinghpur	Gorakhnath Trac.	132 kV	6.661	4.430	15.986	18th May 2022	11:45
		Jagatsinghpur	1x40+2x20=80	33.659	27.925	70.959	18th May 2022	15:00
23	Kalarangi	Kalarangi	1x20+2x12.5=45	3.841	4.155	6.302	27th May 2022	19:15
24	Kamakhyanagar	Kamakhyanagar	1x20+2x12.5=45	20.008	16.412	22.236	29th May 2022	12:15
25	Kendrapada	Kendrapada	2x40+1x12.5=92.5	35.440	26.969	38.800	29th May 2022	23:45
26	Khajuriakata	Khajuriakata	2x40=80	7.860	5.758	8.984	31th May 2022	22:00
27	Khuntuni GIS	ShreeCementFeeder	132kV	0.264	1.341	10.572	16th May 2022	19:45
		Khuntuni GIS	2x40=80	12.920	10.913	17.000	28th May 2022	22:45
28	Khurda	Kaipadar Trac.	132 kV	11.840	9.207	17.240	4th May 2022	07:00
		Khurda	4x40=160	82.273	65.498	86.028	25th May 2022	23:00
29	Konark	Konark	2x20=40	5.552	5.327	7.732	29th May 2022	22:00
30	Mancheswar-B GIS	Mancheswar-B GIS	2x40=80	27.080	17.086	34.360	28th May 2022	14:15
31	Mania	Mania	1x20+1x12.5=32.5	5.852	4.344	7.996	21th May 2022	19:30
32	Marshaghai	Marshaghai	2x20=40	15.508	13.653	20.472	26th May 2022	22:30
		Kendrapada Traction	132 kV	4.800	2.144	6.960	16th May 2022	05:30
33	Mendhasal	Mendhasal(220/33)	2x20=40	7.444	5.808	17.156	19th May 2022	08:45
34	Meramundali	BSL-TATA Fdr-1&2	220 kV	39.800	15.380	69.120	11th May 2022	07:15
		BRG Feeder	132kV	4.520	4.518	21.640	19th May 2022	13:30
		JSPL Feeder-1&2	400 kV	17.516	7.452	118.540	1st May 2022	00:00
		RUNGTA Feeder	132kV	0.240	13.721	22.120	1st May 2022	04:30
		RUNGTA DSP	132kV	1.384	0.000	3.482	5th May 2022	02:15
35	Narsinghpur	Narsinghpur(220/33)	1x40=40	9.260	7.359	10.944	31th May 2022	22:15
36	Nayagarh	Nayagarh (220/33)	2x40+1x20=100	61.644	43.590	68.101	27th May 2022	23:15
37	Nimapara	Nimapara	3x40=120	47.560	40.566	55.680	29th May 2022	22:30
38	Nuapatana	Nuapatana	1x40+1x20+1x12.5=72.5	18.349	16.470	31.326	28th May 2022	21:15
39	Olaver	Olaver	2x12.5=25	7.556	6.471	9.972	3rd May 2022	00:30
40	Pandiabil PG	PGCIL Stn. Tertiary		0.056	0.056	0.056	1st May 2022	00:00
41	Paradeep	Essar Steel Fdr-1&2	220kV	19.225	4.145	23.800	31th May 2022	22:15
		IFFCO Fdr-1&2	132kV	10.680	10.268	13.320	26th May 2022	13:30
		IOCL Feeder	220kV	0.625	0.494	0.775	3rd May 2022	21:00
		PPL Fdr-1&2	132kV	13.560	8.081	15.280	31th May 2022	20:30
		PPT Fdr-1&2	132kV	15.040	15.324	26.800	14th May 2022	19:30
		Paradeep	3x20=60	12.284	11.501	21.072	12th May 2022	22:15
		Siju RTSS	132kV	4.185	0.000	10.542	18th May 2022	12:30
42	Pattamundai	Pattamundai	2x20+1x12.5=52.5	21.188	16.329	23.292	16th May 2022	22:15
43	Phulnakhara	Phulnakhara	1x40+2x20=80	35.964	29.528	44.100	28th May 2022	14:45
44	Pratapsasan	Pratapsasan	2x40=80	10.269	7.820	11.800	29th May 2022	23:15
45	Puri	Puri	3x40=120	61.240	31.047	66.040	29th May 2022	23:00
46	Ranasinghpur	Ranasinghpur	3x63=189	110.348	73.879	115.155	28th May 2022	15:30
47	Rengali PG	PGCIL Stn. Tertiary		0.058	0.058	0.058	1st May 2022	00:00
48	Rengali S/W	Rengali S/W (220/33)	2x20=40	14.664	11.118	16.804	25th May 2022	14:00
49	Salipur	OCL Feeder	132kV	9.269	5.194	17.828	26th May 2022	17:30
		Salipur	3x20=60	33.391	27.818	45.475	29th May 2022	22:30
50	Samangara	Samangara	2x20=40	2.220	9.206	22.240	30th May 2022	14:15
		Malatipatapur Traction	132kV	2.086	0.000	6.104	11th May 2022	20:45
51	Shamuka	Shamuka	2x31.5=63	8.600	17.034	25.440	27th May 2022	23:15
52	Tirtol	Tirtol	2x40=80	21.000	18.245	28.360	28th May 2022	00:00
53	TS Alloys S/W	RAWMET Feeder	132kV	22.638	21.852	24.488	28th May 2022	05:15
54	Unit-8 GIS	Unit-8 GIS	2x40=80	35.840	19.876	46.102	21th May 2022	15:00
55	Balugaon	Khallikote Feeder	33kV	-14.072	-12.686	-18.620	3rd May 2022	06:15
56	Chandikhol	Badachana Feeder	33kV	11.008	10.179	14.276	10th May 2022	19:00
		Kundala Feeder	33kV	1.838	0.669	2.492	18th May 2022	19:00
57	Rairakhol	Bamur Feeder	33kV	2.904	2.103	3.340	15th May 2022	20:30
58	Rengali	BUDHAPAL Feeder	33kV	-1.608	-1.124	-1.820	17th May 2022	12:45
59	Barkote	Pallhara Feeder	33kV	2.900	2.215	7.628	26th May 2022	19:30
60	Chandaka	S.N. Mohanty(Solar)	11kV	0.267	0.136	0.603	24th May 2022	10:30
61	Chandpur	MGM SOLAR	11kV	0.268	0.143	0.633	18th May 2022	11:15
		VIVACITY Solar	11kV	0.237	0.102	0.479	12th May 2022	11:45
62	Goda	Goda	1x40=40	7.292	6.375	9.204	21th May 2022	19:30
63	Rajnagar	Rajnagar	2x20=40	6.884	5.672	9.462	28th May 2022	21:45
		TPCODL TOTAL ENERGY (MU)		**1,815.8723**	**984.5412**	**2,462.9750**		

ENERGY DRAWAL OF TPWODL CONTROL AREA GRID SUBSTATIONS FOR THE MONTH OF MAY'2022								
Sl.No	Name of Sub Station	Name of Feeder	Installed Capacity	SMD	Average Drawal	MAX DEMAND		
			MVA	MW	MW	MW	Date	Time
1	Aryan-Viraj S/W	Aryan Ispat Feeder	132 kV	0.000	0.134	2.906	27th May 2022	19:45
		Aryan-Viraj	132 kV	2.791	2.330	7.881	24th May 2022	06:45
2	Bamra	Bamra Traction	132 kV	17.720	10.332	18.800	3rd May 2022	07:15
3	Barapalli	Dunguripali Tr.	132kV	5.800	3.335	13.280	18th May 2022	18:30
		Barapalli	1x40+1x20=60	37.556	30.019	52.544	8th May 2022	08:45
4	Bargarh	ACC Feeder-1&2	132kV	6.000	6.551	10.400	2nd May 2022	23:15
		Bargarh	3x40=120	81.550	64.393	95.805	3rd May 2022	16:45
5	Bargarh (New)	Bargarh (New)	2x12.5=25	0.000	0.036	0.240	5th May 2022	18:45
6	Barkote	Barkote (220/33)	2x40=80	15.790	13.202	19.595	31th May 2022	22:30
7	Bhalulata	Bhalulata Traction	132 kV	5.520	8.810	22.400	2nd May 2022	00:45
8	Bhawanipatna	Lanjigarh Traction	132kV	7.100	5.176	17.696	25th May 2022	14:45
		Bhawanipatna	2x12.5=25	20.588	15.988	22.811	16th May 2022	22:30
9	Bolangir PG	415V side Tertiary		0.053	0.053	0.053	1st May 2022	00:00
10	Bolangir	Bolangir	3x40=120	57.005	44.131	65.030	17th May 2022	16:00
11	Bolangir (New)	Bolangir (New)	1x40+1x12.5=52.5	4.468	4.387	9.376	31th May 2022	16:30
12	Bonai	Bimlagarh Traction	132kV	3.320	1.980	10.600	14th May 2022	23:45
		Bonai(220/33)	2x20=40	11.544	10.511	15.928	1st May 2022	00:00
13	Brajarajnagar	Kechobahal Traction	132kV	2.800	0.000	5.200	8th May 2022	22:15
		Brajarajnagar	1x40+3x20=100	44.752	34.895	47.036	14th May 2022	23:00
14	Budhipadar	AAL Feeder-1&2	220 kV	37.480	34.003	42.600	30th May 2022	15:45
		BPSL Fedr-1&2	220 kV	30.250	24.538	151.344	10th May 2022	22:30
		MCL Fder-1&2	132 kV	14.338	13.802	19.250	30th May 2022	19:45
		MSP Feeder	132 kV	0.000	0.000	0.880	26th May 2022	17:00
		SMC Power	220 kV	0.000	0.052	8.800	27th May 2022	19:00
		Budhipadar	1x20+1x12.5=32.5	7.550	9.364	18.541	3rd May 2022	15:00
		Vedanta Ltd	220 kV	166.000	0.000	382.400	27th May 2022	17:45
15	Burla P.H.	Island & Incomer	11 kV	0.000	0.000	0.000	1st May 2022	00:00
16	Chandiposh	Chandiposh Trac	220 kV	5.560	4.500	14.200	6th May 2022	08:30
17	Chend	Adhunik Metallic Fdr.	132 kV	1.150	1.497	14.850	4th May 2022	12:45
		Nuagaon Trac.	132 kV	7.880	3.100	13.760	20th May 2022	07:15
		Sri Ganesh Metallics	132 kV	1.519	1.314	2.625	9th May 2022	18:30
		Chend	3x40=120	73.131	53.258	84.006	20th May 2022	23:30
18	Chipilima P.H.	Chipilima P.H.	1x20+1x12.5=32.5	15.932	16.804	22.811	2nd May 2022	18:45
19	Ghens	Ghens	1x40=40	39.800	32.935	58.480	2nd May 2022	15:45
20	Hirakud	Hirakud	1x40=40	0.032	0.021	0.044	31th May 2022	18:15
21	Jayapatna	Megalift Feeder-I &II	132 kV	0.040	0.037	0.120	1st May 2022	16:15
		Jayapatna	2X40=80	11.336	9.466	16.405	23th May 2022	22:00
22	Jharsuguda	Jharsugda Trac.	132 kV	15.320	13.846	26.760	30th May 2022	22:00
		Jharsuguda	2x40=80	30.800	23.705	31.440	14th May 2022	13:15
		Ultratech Feeder	132kV	11.088	9.081	12.228	19th May 2022	19:00
23	Junagarah	Junagarah	3x20=60	25.116	20.951	30.088	21th May 2022	21:45
24	Kalunga	Kalunga	2x40=80	53.861	45.980	57.356	25th May 2022	14:30
		Mahavir Ferro CGP	33 kV	0.000	0.000	0.000	1st May 2022	00:00
25	Kantabanji	Kantabanji Trac.	132 kV	1.800	2.181	8.800	30th May 2022	23:45
		Kantabanji	2x40=80	15.040	12.348	23.680	28th May 2022	16:45
26	Katapali	HINDALCO Fdr-1&2	220 kV	6.920	1.964	20.240	2nd May 2022	22:15
		GodbhagaRTSS	132kV	6.320	2.873	9.360	12th May 2022	13:00
		Katapali	1x40+2x20=80	35.381	32.435	45.444	17th May 2022	16:30
27	Kesinga	POWMEX Fdr	132 kV	1.225	0.793	3.697	16th May 2022	09:15
		Kesinga Traction	132 kV	4.080	5.046	14.800	3rd May 2022	09:15
		Kesinga	1x40+2x20=80	37.377	29.874	44.057	16th May 2022	17:00
28	Khariar	Khariar	2x40=80	32.880	30.391	41.360	8th May 2022	17:15
29	Kuchinda	Kuchinda	2x20=40	17.444	12.240	20.656	1st May 2022	11:00
30	Lapanga	Rengali Traction	132KV	7.800	7.948	19.600	15th May 2022	16:30
		Lapanga	1x20=20	10.048	8.919	11.948	1st May 2022	23:45
31	Lephripada	Basundhara	220kV	2.640	2.262	3.868	14th May 2022	19:00
		Lephripada	2x20=40	2.182	2.262	3.828	5th May 2022	12:15
32	Maneswar	Maneswar	2x40=80	4.284	3.882	6.202	1st May 2022	18:45
33	Nuapada	Nuapada Trac.	132 kV	2.440	2.555	4.080	9th May 2022	21:15
		Nuapada	2x20=40	14.192	12.425	18.160	5th May 2022	22:30
34	Padampur	Padampur	1x40+2x20=80	28.688	23.093	36.256	1st May 2022	16:00
35	Patnagarh	Patnagarh	1x40+2x20=80	25.158	19.790	34.494	15th May 2022	17:15
36	Rairakhol	Rairakhol Trac.	132kV	2.560	2.939	11.960	20th May 2022	15:15
		Rairakhol	3x12.5=37.5	9.252	7.114	10.216	31th May 2022	21:45
37	Rajgangpur	OCL Feeder	132kV	1.160	0.120	2.200	22th May 2022	21:15
		OISL Feeder	132kV	0.000	0.000	0.000	1st May 2022	00:00
		Rajgangpur Trac-1&2	132 kV	2.120	2.907	6.960	16th May 2022	18:15
		Rajgangpur	3x40=120	62.320	51.752	65.080	19th May 2022	14:45
38	Rourkela PG	PG Tertiary	33kV	0.053	0.053	0.053	1st May 2022	00:00
39	Rourkela	Rourkela Trac Tfr	1x12.5=12.5	0.000	0.000	0.000	1st May 2022	00:00
		Rourkela	1x40+3x35=145	55.920	45.581	61.440	15th May 2022	15:30
40	Saintala	ORDNANCE Feeder	132 kV	2.080	1.716	4.280	17th May 2022	09:45
41	Sambalpur	Sambalpur	1x40+2x31.5=103	75.816	60.341	80.299	17th May 2022	16:30
		Shyam DRI Feeder	132 kV	14.000	13.008	31.680	11th May 2022	16:00
42	SMC S/W	SMC Power	132kV	5.716	4.732	8.857	18th May 2022	03:30
43	Sonepur	Sonepur	2x40+1x20=100	43.003	41.901	64.193	3rd May 2022	15:30
44	Sundargarah PG	PG TERTIARY	33 kV	0.116	0.116	0.116	1st May 2022	00:00
45	Sundargarah	Sundargarah	1x40+2x20=80	28.282	24.744	37.227	2nd May 2022	22:15
46	Tarkera	RSP Feeder-1&2	220 kV	83.781	0.000	163.344	29th May 2022	23:15
		RSP Feeder-3&4	220 kV	71.600	0.000	101.600	18th May 2022	22:45
47	Tusura	Tusura	1x40+1x20=60	19.384	14.663	24.872	8th May 2022	17:00
		Deogaon Tr.	132kV	4.760	3.590	11.600	18th May 2022	22:15
48	Thuapali	Thuapali	2x20=40	5.002	4.077	6.534	1st May 2022	08:15
49	VAL Lanjigarh	Vedanta Al. fder-1&2	132 kV	6.920	4.991	11.120	30th May 2022	12:00
50	Vedanda S/W	Vedanta SEZ	400 kV	1318.295	881.311	1350.620	23rd May 2022	11:15
51	Barkote	Pallhara Feeder	33kV	-2.750	-2.215	-7.628	26th May 2022	19:30
52	Joda	Joda-Tensa Feeder	33 kV	6.476	6.377	10.232	2nd May 2022	19:15
53	Rairakhol	Bamur Feeder	33 kV	-2.828	-2.103	-3.340	15th May 2022	20:30
54	Rengali	BUDHAPAL Feeder	33kV	1.664	1.124	1.820	17th May 2022	12:45
55	Sonepur	Manamunda Feeder	33 kV	-13.640	-9.525	-15.652	3rd May 2022	15:45
56	Tentulikhunti	Mukhiguda Fdr	33KV	1.012	0.764	1.324	16th May 2022	19:15
57	ACME SOLAR	ACME SOLAR	132 kV	0.000	0.032	0.108	17th May 2022	18:00
58	Bamra	Joy Iron Steel (Solar)	11 kV	0.314	0.141	0.688	19th May 2022	13:00
59	Barkote	Molisati Solar	11 kV	0.335	0.165	0.657	12th May 2022	12:00
60	Kesinga	SADIPALI Solar	33kV	9.360	5.186	20.520	12th May 2022	11:30
		Vento Power Solar -1	132 kV	0.000	0.044	0.160	4th May 2022	18:30
		Vento Power Solar -2	132 kV	0.000	0.029	0.120	13th May 2022	18:00
61	Bonei	Mahavir Solar	33 kV	0.262	0.139	0.587	11th May 2022	11:15
62	Padampur	Dakshin UPL solar	132kV	0.000	0.043	0.160	1st May 2022	18:30
63	Patnagarh	ALEX Solar Pvt. Ltd.	33 kV	0.756	1.047	4.152	4th May 2022	11:30
		JYOTI Solar	33 kV	2.012	2.430	9.160	4th May 2022	12:30
64	Bolangir (New)	REHPL(Solar)	11kV	0.327	0.210	0.783	12th May 2022	10:45
65	Saintala	BEL-OFBL Solar	132kV	0.000	0.021	0.060	9th May 2022	20:00
66	Sonepur	GEDCOL Solar	33 kV	6.072	3.615	16.800	11th May 2022	12:00
		ABACUS Holdings Solar	11 kV	0.250	0.194	0.934	11th May 2022	12:30
67	Tusura	Vento Power Solar-I	132 kV	0.000	0.037	0.160	4th May 2022	18:15
		Vento Power Solar-II	132 kV	0.000	0.034	0.120	4th May 2022	18:15
68	Bargarh	Aditya Solar Fdr-I & II	33 kV	0.000	0.022	0.227	18th May 2022	18:30
69	ABSL Sw. Station	Aditya Solar	132kV	0.000	0.030	0.249	14th May 2022	18:30
		TPWODL TOTAL ENERGY (MU)		**2,950.1994**	**1,459.2035**	**3,913.7524**		

ENERGY DRAWAL OF TPNODL CONTROL AREA GRID SUBSTATIONS FOR THE MONTH OF MAY'2022								
Sl.No	Name of Sub Station	Name of Feeder	Installed Capacity	SMD	Average Drawal	MAX DEMAND		
			MVA	MW	MW	MW	Date	Time
1	Agarpada	Agarpada	1x40=40	12.080	8.959	13.840	31th May 2022	22:30
2	Anandpur	Anandpur	1x20+2x12.5=45	19.172	14.680	21.520	31th May 2022	22:45
3	Arya Ispat S/w	ARYA Steel Fdr	132kV	1.124	1.141	1.424	14th May 2022	23:15
		BRPL Feeder	132kV	1.081	13.499	10.760	5th May 2022	23:30
		IMTCPL Fder	132kV	2.260	0.998	2.644	23th May 2022	23:45
4	Balasore	BIRLA Tyre Fder	132kV	0.256	0.248	0.472	19th May 2022	13:00
		ISPAT Feeder	132kV	0.000	0.000	0.000	1st May 2022	00:00
		Balasore Traction	132kV	8.880	7.006	15.160	9th May 2022	15:00
		Balasore	2x63+1x40=166	92.600	69.792	99.658	28th May 2022	22:15
5	Bangiriposi	Bangiriposi	2x12.5=25	13.324	9.451	14.152	16th May 2022	21:45
6	Barbil	Barbil	2x12.5=25	9.631	9.190	12.834	20th May 2022	21:45
7	Baripada PG	Baripada PG Stn.		0.083	0.083	0.083	1st May 2022	00:00
8	Baripada	Baripada	3x40=120	28.980	22.723	35.979	31th May 2022	15:00
9	Basta	Basta	2x20+1x12.5=52.5	21.765	16.526	26.358	19th May 2022	20:45
10	BC Mohanty sw	BC Mohanty fdr	132 kV	9.488	9.224	9.676	13th May 2022	14:45
		TOMKA Traction	132kV	4.520	3.982	18.760	17th May 2022	12:45
11	Betanati	Betanati	1x20=20	21.290	16.453	23.204	19th May 2022	21:45
12	Bhadrak	Dhamra Port (Trac.)	132 kV	2.431	3.058	7.144	23th May 2022	00:30
		Dhamra Port Fder	132 kV	6.319	8.084	14.738	10th May 2022	19:30
		FACOR Feeder	132kV	10.760	0.000	14.160	27th May 2022	10:00
		FACOR Power	132kV	0.000	0.000	3.320	24th May 2022	00:45
		Bhadrak Traction	132 kV	6.800	6.777	13.840	14th May 2022	09:00
		Bhadrak	2x63+1x40=166	69.880	54.561	78.280	2nd May 2022	23:00
13	Bhograi	Bhograi	2x40=80	16.800	9.545	18.080	28th May 2022	22:15
14	Bolani	Bolani(132/11)	2x10=20	2.260	2.472	4.632	28th May 2022	09:45
15	BRPL S/w	BRPL Feeder	132kV	1.081	13.499	19.106	18th May 2022	20:15
		Mesco Feeder	132kV	0.000	0.002	0.106	3rd May 2022	17:45
16	Chandabali GIS	Chandabali GIS	1x40+1X20=60	9.312	6.472	10.148	30th May 2022	22:00
17	Chandikhol	Chandikhol	3x20=60	37.103	29.358	39.913	31th May 2022	21:45
18	Daitary	Bamnipal	132kV	20.095	18.113	22.685	19th May 2022	17:45
		Daitary	1x12.5=12.5	1.395	1.040	1.750	28th May 2022	19:00
19	Dhenkikote	Dhenkikote	1x20=20	6.280	4.369	7.136	17th May 2022	22:15
20	Duburi	Jakhapura Traction	132 kV	10.800	9.554	17.920	4th May 2022	05:15
		JFAL Feeder	132 kV	0.000	0.000	0.000	1st May 2022	00:00
		Mishrilal Feeder	132 kV	6.825	6.184	7.206	1st May 2022	11:45
		NINL Feeder	220 kV	0.000	0.000	0.000	1st May 2022	00:00
		Duburi(220/33)	2x40=80	20.954	16.761	28.899	14th May 2022	12:45
21	Duburi-New	Emami Feeder	220 kV	1.240	5.269	11.760	19th May 2022	21:00
		Jindal Stainless-1&2	220 kV	0.000	15.703	63.560	22th May 2022	05:15
		Maithan Feeder	220 kV	0.175	1.046	3.538	27th May 2022	15:00
		Rohit Ferrotech	220 kV	0.560	0.390	0.640	25th May 2022	19:15
		TATA Steel Fdr-1&2	220 kV	155.920	73.146	162.720	28th May 2022	19:15
		VISA Steel	220 kV	24.720	16.807	35.600	27th May 2022	08:00
		Jaganath Steel Fdr	132kV	0.031	0.496	7.891	1st May 2022	01:45
22	Haridaspur	RAMCO Feeder 132kV	132 kV	5.324	4.863	6.304	7th May 2022	21:15
23	Jajpur Road	Jajpur Road	3x40=120	49.080	38.622	53.680	20th May 2022	22:45
		Yazdani CGP Feeder	33 kV	0.153	0.180	0.756	2nd May 2022	17:45
24	Jajpur Town	Jajpur Town	2x40+1x20=100	47.585	35.782	52.241	27th May 2022	22:00
25	Jaleswar	Jaleswar Trac.	132 kV	6.480	6.395	14.280	1st May 2022	16:15
		Jaleswar	2x31.5+1x12.5=75.5	20.888	13.997	21.796	30th May 2022	21:30
26	Joda	Bansapani Trac.	132 kV	6.431	6.150	16.831	6th May 2022	00:00
		FAP Feeder	132kV	17.506	16.738	17.728	24th May 2022	00:15
		JSPL Trf-1,2&3(220/33)	2x50+1x20=120	52.678	48.496	55.153	1st May 2022	08:45
		TATA STEEL	220kV	8.880	6.983	9.560	31th May 2022	18:45
		TATA Steel Long	220 kV	0.000	0.000	0.120	3rd May 2022	19:00
		Joda	1x40+3x20+1x160=260	31.027	25.992	37.579	9th May 2022	20:15
		Sarada Ind (220/33)	1x15=15	0.680	0.519	0.800	14th May 2022	19:30
27	JSW Cement S/W	JSW Cement Fdr	132kV	2.280	2.478	4.520	16th May 2022	07:30
28	Karanjia	Karanjia	1x20+2x12.5=45	20.144	14.225	21.634	31th May 2022	19:45
29	Keonjhar GIS	Keonjhar GIS	2x20=40	11.744	9.785	23.356	4th May 2022	19:30
30	Keonjhar PG	PGCIL Stn. Tertiary	33 kV	0.057	0.057	0.057	1st May 2022	00:00
31	Nalda	Nalda Traction	132 kV	5.240	8.099	17.600	11th May 2022	08:30
32	Polasponga	ESIL Feeder	132 kV	21.444	15.858	24.856	1st May 2022	07:30
		MSP Feeder	132 kV	10.516	9.599	11.812	31th May 2022	02:15
		OSISL CGP Feeder	33 kV	0.000	0.000	0.000	1st May 2022	00:00
		Patnaik Steel CGP	33 kV	0.000	0.000	0.000	1st May 2022	00:00
		Palasponga Trac.	132 kV	2.381	5.688	18.131	26th May 2022	15:45
		Polasponga	1x40+2x20=80	30.256	24.703	37.068	15th May 2022	21:15
33	Rairangpur	Rairangpur	2x20+1x12.5=52.5	22.118	16.660	25.432	31th May 2022	22:15
34	RML Karakhendra	Karakolha	132kV	0.387	0.573	3.089	2nd May 2022	22:30
35	Somnathpur	IMAMI Feeder	132 kV	10.250	8.457	11.259	27th May 2022	18:30
		Stork Feeder	132 kV	0.000	0.000	0.000	1st May 2022	00:00
		Somnathpur	2x12.5=25	4.568	4.174	5.464	26th May 2022	15:30
36	Soro	Soro	1x40+2x20=80	57.088	42.214	61.832	31th May 2022	04:30
37	Telkoi	Telkoi	2x20=40	1.803	1.068	1.970	2nd May 2022	22:00
38	Udala	Udala	2x40=80	15.640	11.419	18.200	26th May 2022	22:30
39	Chandikhol	Badachana Fder	33kV	-11.998	-10.179	-14.276	10th May 2022	19:00
40	Joda	Joda-Tensa Fdr	33 kV	-7.824	-6.377	-10.232	2nd May 2022	19:15
		TPNODL TOTAL ENERGY (MU)		**1101.0807**	**647.1894**	**1449.8942**		

ENERGY DRAWAL OF TPSODL CONTROL AREA GRID SUBSTATIONS FOR THE MONTH OF MAY'2022								
Sl.No	Name of Sub Station	Name of Feeder	Installed Capacity	SMD	Average Drawal	MAX DEMAND		
			MVA	MW	MW	MW	Date	Time
1	Akhusingh	Akhusingh	2x12.5=25	13.473	11.512	16.721	21th May 2022	22:15
2	Aska	Aska	4x40=160	43.280	35.389	54.440	15th May 2022	08:00
3	Aska New	Aska New	1x40=40	14.080	10.959	15.320	29th May 2022	19:15
4	Balimela	Balimela (220/33)	1x40+1x20=60	17.376	11.394	17.376	31th May 2022	20:00
5	Berhampur	Berhampur	2x40+1x20=100	61.578	51.848	72.881	29th May 2022	23:00
6	Bhanjanagar	Bhanjanagar	2x40+1x16=96	30.415	24.050	31.716	31th May 2022	21:45
7	Boudh	Boudh	2x20=40	12.172	6.023	13.812	21th May 2022	21:30
8	Chatrapur	IRE Feeder-1&2	132kV	8.159	7.254	9.175	1st May 2022	04:30
		Rambha Traction	132 kV	6.480	4.765	11.720	10th May 2022	01:30
		Chatrapur	3x20=60	25.424	25.552	38.945	1st May 2022	17:30
9	Chikiti	Chikiti	1x40=40	8.960	9.240	14.040	3rd May 2022	23:15
10	Dabugaon	Dabugaon	2x12.5=25	14.240	9.454	18.092	24th May 2022	22:15
11	Digapahandi	Digapahandi	2x20+1x12.5=52.5	25.100	19.010	30.369	1st May 2022	16:30
12	Ganjam	GRASIM Ind. Ltd.	132kV	15.313	17.969	23.675	4th May 2022	11:30
		Ganjam	2x12.5=25	7.556	5.319	9.700	19th May 2022	20:00
13	G Udaigiri	G Udaigiri	1x20=20	7.262	0.000	17.569	24th May 2022	13:15
14	Jaypur PG	Jaypur PG Ter.	28KV	0.048	0.048	0.048	1st May 2022	00:00
15	Jayanagar	Jaypur Trac.	132 kV	6.360	9.109	24.960	3rd May 2022	15:00
		Jayanagar	2x20+1x12.5=52.5	30.163	26.369	37.714	9th May 2022	20:30
16	Kasipur	Kasipur(220/33)	1x20=20	1.740	0.662	1.984	16th May 2022	19:15
17	Laxmipur	Laxmipur(220/33)	1x20=20	9.324	6.314	11.244	1st May 2022	07:15
		Utkal Alumina Fdr-I&II	220kV	0.080	0.132	3.760	15th May 2022	17:30
18	Malkangiri	Malkangiri (220/33)	2x40=80	17.960	13.645	20.320	21th May 2022	20:15
19	Meenakshi s/w	Megalift Feeder	33kV	0.008	0.006	0.232	11th May 2022	09:15
20	Mohana	Mohana	2x12.5=25	6.732	5.153	9.268	21th May 2022	20:15
21	Muniguda	Muniguda		6.771	3.701	9.736	21th May 2022	21:15
		Bissam-Cuttack Tr	132 kV	13.000	6.073	21.720	26th May 2022	15:45
22	Narendrapur	TATA Feeder-I&II	220 KV	24.000	22.979	26.240	3rd May 2022	01:45
		Narendrapur Trac	132 kV	6.800	5.474	14.320	15th May 2022	13:15
		Narendrapur	3x40+1x20=140	41.728	33.874	48.672	31th May 2022	14:45
23	Paralakhemendi	Paralakhemendi	3x12.5=37.5	17.884	14.394	22.168	28th May 2022	21:30
24	Phulbani	Phulbani	2x40+1x12.5=92.5	19.940	14.835	21.364	21th May 2022	20:45
25	Podagada	Podagada	1x12.5=12.5	1.784	1.214	2.868	16th May 2022	06:30
26	Potangi	Potangi	1x40=40	3.948	2.422	5.164	8th May 2022	07:00
27	Purushottampur	Purushottampur	1x20+2x12.5=45	15.785	13.189	23.434	26th May 2022	11:30
28	Rayagada	Rayagada Trac.	132 kV	5.400	5.069	17.120	30th May 2022	17:15
		Rayagada	2x12.5=25	14.520	11.739	18.528	21th May 2022	22:45
29	Sunabeda	HAL Feeder	132kV	7.544	4.562	11.308	17th May 2022	13:45
		Sunabeda	1x20+2x12.5=45	24.696	16.292	26.520	16th May 2022	19:15
30	Tentulikhunti	Tentulikhunti	3x20=60	20.934	12.823	21.028	31th May 2022	19:45
31	Therubali	JK Feeder	132kV	4.544	0.000	8.200	25th May 2022	16:15
		Bhalumaska Trac.	132kV	0.386	0.000	13.682	13th May 2022	03:00
		Therubali	2x12.5=25	8.808	8.626	15.800	1st May 2022	12:00
32	Umerkote	Umerkote	2x20=40	27.900	20.645	30.192	1st May 2022	05:45
33	Balugaon	Khallikote Feeder	33kV	17.232	12.686	18.620	3rd May 2022	06:15
34	Sonepur	Manamunda Feeder	33kV	10.216	9.525	15.652	3rd May 2022	15:45
35	Tentulikhunti	Mukhiguda Fdr	33KV	-1.120	-0.764	-1.324	16th May 2022	19:15
		Vento Energy Solar	132 kV	0.080	0.043	0.360	8th May 2022	18:45
36	Boudh	Aditya Birla Solar-I 33kV	33kV	0.000	0.000	25.074	16th May 2022	11:30
37	Damanjodi	Nalco	220kV	34.760	0.000	63.400	7th May 2022	19:15
		Nalco	132kV	0.000	0.000	0.000	1st May 2022	00:00
		TPSODL TOTAL ENERGY (MU)		710.8234	394.7502	984.9268		

SYSTEM DISTURBANCE IN THE MONTH OF MAY-2022
(A) TRIPPING OF Line / EQUIPMENT WITHOUT LOAD LOSS

Sl. No.	Sub-Station	Date	from	To	Duration	Lines / Equipments / Generating Units Tripped	Relay Indication / Cause	Grid Sub-stations affected (it can be more than one)	Area interruption period	Remarks	Energy Loss (In MU)
1	Bidanasi	01.05.22	01:59	09:32	07:33	220 kV Bidanasi-Mendhasal Ckt-II	DP relay operated with following indications- R phase to ground fault, Zone-I, Distance-22-18km. Ir-3-719kA			L-C taken by DGM line for maintance work	
2	Narendrapur	01.05.22	12:14	12:36	00:22	220kV Gunupur Ckt-I	At Narendrapur End:- Tripped on distance fault. Main-I(MicomP444) A to N , Dist-74.91km, Zone-I, Ia-871.8A, Ib-96.10A, Ic-111.0A At Gunupur End:- R-Phase to E-F, Zone-2, Dist-33.5km				
3	Tarkera	01.05.22	21:29	02.05.22 00:43:00	03:12	220kV Tarkera- Budhipadar ckt-II	**At Budhipadar End**:- DP, Zone-1, R-E, If=2.11kA, Dist-67.6km **At Tarkera End**:- DP, Zone-1, If=6.34kA, R-E, Dist-10.9km [Heavy winds]			Heavy winds	
4	Meramundali	02.05.22	13:25	16:30	03:05	400kV Meramundali- Kaniha fdr	**At Meramundali End:**- B-E, Dist-43.7km, If=4.9kA				
5	Bhanjanagar	02.05.22	20:10	20:33	00:23	220kV Bhanjanagar- Theruvali ckt-II	**At Bhanjanagar End**:- AN, Z-1, D= 123-5km,IA-1-327kA **At Therubali End**:- AN, Z-1, D= 53-63km. IA-2-58kA				
6	Kharagprasad	03.05.22	00:20	00:26	00:06	132kV Meramundali ckt-II	O-C, E-F			132kV Meramundali ckt-I was in service-	
7	Kamakhyanagar	03.05.22	13:52	16:22	02:30	132kV OPCL-Kamakhyanagar	DP				
8	New Duburi	03.05.22	18:24	23:24	05:00	315MVA ICT-2	Tripped in R-ph differential				
9	Meramundali	03.05.22	18:26	20:27	02:01	400kV Meramundali- Kaniha fdr	**At Meramundali End:**- R-E, Dist-15.7km, If=9.63kA				
10	Kamakhyanagar	03.05.22	18:55	19:59	01:04	132kV Kamakhyanagar - Duburi	DP				
11	New Duburi	03.05.22	19:32	04.05.22 15:39:00	20:07	220kV New Duburi- Paradeep ckt-I	**At New Duburi End**:- B-ph to E, If=5kA, Dist-32km **At Paradeep End:**- B-ph to E, Zone-1, Dist-67.4km [at LOC no 114(OA Type Tower) with suspension insulator string punctured.]			Fault at LOC no 114(OA Type Tower) with suspension insulator string punctured.	
12	Mendhasal	03.05.22	19:50	04.05.22 14:04:00	18:14	220kV Mendhasal-Nayagarah feeder	**At Mendhasal End**:- Ib=16.98kA, Dist=1.3km **At Nayagarah End**:- Ib=18.04kA. Ib=1.6kA. Dist=47km			L-C taken by S-I nayagarah for maintance work	
13	New Duburi	03.05.22	19:57	04.05.22 13:25:00	17:28	220kV New Duburi- Bhadrak fdr	**At New Duburi End**:- R-ph to E, If=1.02kA, Dist-56.5km **At Bhadrak End:**- Zone-1, R-ph Trip, Dist=16.39km, IA=2.97kA, IB=362.8A. IC=127.2A			No fault found during line patrolling	
14	Kendrapada	03.05.22	20:53	21:04	00:11	132kV Kendrapara - Pattamundai S-C line	Tripped from RAMCO end as Pattamundai was availing P-S from RAMCO end through Kendraoara reserve bus-				
15	Bhanjanagar	04.05.22	07:45	08:24	00:39	220kV Bhanjanagar- Theruvali ckt-II	**At Bhanjanagar End:**- AN, Z-1,D= 134-1KM, IA-1-204 KA **At Therubali End**:- AN,Z-1,D= 135-29 KM, IA-1-16 KA				
16	Balasore	04.05.22	08:15	06.05.22 09:44:00	49:29	220kV Balasore-New Duburi feeder	**At Balasore end**: 1st fault: Main-1: A-N, Z-1, 81.71 km, Ia-1.736kA, Ib-151.5A, Ic-147.2A. Main-2: L1-N, Z-1, 80.289km, IL1-1776.87A, IL2-95.31A, IL3-108.61A. 2nd Fault: Main-1: A-B, SOTF, Z-1, A/R OPTD, 98.43km, Ia-1.917kA, Ib-1.915kA, Ic-53.0A. Main-2: L1-L2, -1.00km, IL1-318.78A, IL2-285.01A, IL3-59.72A [At LOC no-129 R-ph tension point completely damaged and B-ph partially damaged.] **At New Duburi end**: 1st fault: Main-1: Gen Trip, IL1-3.65kA, 44.2km, A/R OPTD, Main-2: A-N, Z-1, 43.30km, IL1-3.759kA, 2nd fault: Main-1: Gen Trip, IL1-4.60kA,IL2-4.51kA, 43.5km, Main-2: SOTF, Z-1, 43.16km, IL1-4.579kA, IL2-4.574kA.			At LOC no-129 R-ph tension point completely damaged and B-ph partially damaged.	
17	Kuchinda	04.05.22	11:24	11:28	00:04	132kV SMC(Incoming)	D-P operated at SMC end.Zone-1,phase Y-N				
18	Tarkera	04.05.22	13:45	16:20	02:35	220kV Tarkera- Bonai fdr	SPS				
19	Tarkera	04.05.22	14:53	23:24	08:31	220kV Tarkera- Chandiposi fdr	SPS				
20	New Duburi	04.05.22	21:52	05.05.22 11:37:00	13:45	220kV New Duburi- Paradeep ckt-I	**At New Duburi End**:- R-ph to E, If=3.22kA, Dist-56.6km **At Paradeep End:**- R-ph to E, Zone-1, Dist-46.9km [At LOC 221/A. R-ph Jumper snap.]			Fault found in LOC 221/A. R-ph Jumper snap.	
21	Narendrapur	05.05.22	16:03	16:03	00:00	220kV Atri Ckt-I	No tripping as A-R operated. Fault details: Main-1(SEL311C) A-G Trip, Zone-1, Dist-59.65km, Ia=1685A, Ib=121A, Ic=353A. Main-II(MicomP444) A to N ,Zone-I , Dist-59.45km, Ia-1.619KA, Ib-134.1A, Ic-356.5A At atri end:- Main-I ,R Phase to G, Zone-1, Dist-73.04km , Ia-2.02KA, Ib-135.1A, Ib-363.4A, Main-II, R Phase to G , Zone-I Dist- 73.2km, Ia-2.05KA, Ib-0.126kA. Ic-0.365KA				
22	New Duburi	05.05.22	16:15	16:15	00:00	400kV New Duburi- Baripada fdr	**At New Duburi End**:- R-ph to E, Zone-1, If=4.09kA, Dist-59.9km **At Barinada End:**- R-ph to E. Zone-1, If=2.94kA. Dist-105.7km				
23	Chainpal	05.05.22	16:47	17:30	00:43	132kV Chainpal- Angul fdr	E-F,O-C Y & b Phase, Zone 2, fault distance=13-52km, fault current:- Ia=4-267A. Ib=2-203A. Ic=5-146kA				
24	Khuntuni	05.05.22	16:59	17:01	00:02	Incomer Failure	Tripped			132 KV Incomming supply was availed from Dhenkanal End.	
25	Jagatsinghpur	05.05.22	17:19	18:04	00:45	132kV Tirtol - Jagatsinghpur fdr	**At Tirtol End**:-DP relay -Zone 1, Dist-22-04 km, O-C & E-F **At Jagatsinghpur End**: -NIL [lighting & thuderstorm]			Tripped due to lighting & thuderstorm-Alternate Power supply availed from cuttack end at 17:23 Hrs -	
26	Mendhasal	05.05.22	18:57	06.05.22 10:54:00	15:57	220kV Mendhasal-Chandaka-3 feeder	Dp 1 Relay:- IL1=14.77kA, IL2-0.12kA, IL3=0.13kA Dist- 2.1km Dp2 Relay:- IL1=14.82kA, IL2-0.14kA, IL3=0.0.34kA				
27	Chatrapur	06.05.22	02:22	02:41	00:19	132kV Aska New-Chatrapur SC (idle charged)	Tripped on E-F on B-Ph & PSB				
			02:22	02:42	00:20	132kV Purushottampur-Chatrapur Feeder	Tripped with Distance relay indication. Dist-16.9km,Loop-L3E, Il1-0.0kA, IL2-0.0kA, IL3-1.68kA				
28	Narendrapur	06.05.22	04:07	04:07	00:00	220kV Atri Ckt-II	No tripping as A-R operated. Distance Fault details: Main-1(MicomP442) B-N Trip, Zone-1, Dist-20.65Km, Ia=497.3Amp, Ib=3.104KAmp,Ic=128. 2Amp. Main-II(MicomP444) B to N ,Zone-1, Dist-20.65Km .At atri end Y to G ,Zone-I ,Dist-102.1Km.				
29	Mendhasal	06.05.22	05:02	09:02	04:00	220kV Mendhasal- Atri-1 feeder	IL1=7.99KA IL2-0.14KA, IL3=0.02KA dist= 9.4km				
30	Puri	06.05.22	06:34	07:27	00:53	132kV Shamuka Feeder	Tripped due to opening of Isolator from Shamuka end sue to heavy wind.				
31	Mendhasal	06.05.22	09:50	12:30	02:40	100 MVA Auto-I	IL3=0.02kA				
32	Balasore	06.05.22	10:36	07.05.22 19:39:00	33:03	220kV Balasore- New Duburi fdr	**At Balasore end**:- 1st fault: Main-1: B-N, Z-1, A/R OPTD, 13.2km, Ia-274.6, Ib-5.115kA, Ic-252.7A. Main-2: L2-N, Z-1, 12.859 km, IL1-272.75A, IL2-5034.17A, IL3-249.56A. 2nd Fault: Main-1: B-C, SOTF, Z-1, 14.28km, Ia-62.1A, Ib-4.948kA, Ic-4.95A. Main-2: L2-L3, 14.024km, IL1-60.96A, IL2-4939.01A, IL3-4965.43A **At New Duburi end**:- 1st fault: Main-1: Y Ph, Z-2, IL2-1.49kA, 129.13km, Main-2: B-N, Z-2, 126km, Ib-1.52kA, 2nd fault: Main-1:Z-2,IL2-1.729kA,IL3-1.77kA, 121.5km, Main-2: SOTF,B-C, 121.7km, Ib-1.79kA, Ic-1.78kA				
33	Narendrapur	07.05.22	10:43	10:56	00:13	220kV Theruvalli Ckt-II	**At Narendrapur End**:- Tripped on distance fault.Main-I(SEL311C)C to G ,Zone-1, Dist-95.76km Ia=133A, Ib=104A, & Ic=1073A, Main-I(MicomP444) C to N, Zone-1, Dist-98.12km, Ia=134.8A, Ib=105.5A, & Ic=1.089KA **At Theruvalli End**:- C- N Trip, Zone-1, 124.7km, Ia=48.15A, Ib=33.86A & Ic=1269.6A				
34	Balasore	09.05.22	07:16	12:40	05:24	132kV Balasore-Udala feeder	**At Balasore end**:- DP relay: C-G-T, Z-1, Dist-7.84km, Ia-25A Ib-86A, Ic-5738A,Ig-5629 **At Udala end:**- Gen Trip, Dist Trip, B-Ph P/U, Z-1, Ia-0.04kA, Ib-0.09kA, Ic-0.84kA. Dist-42km				
35	Meramundali	10.05.22	15:24	16:51	01:27	400kV Meramundali- Kaniha ckt-II	**At Meramundali End:**- R-E, Dist-15.5km, If=10.24kA				
36	Mendhasal	11.05.22	04:49	06:08	01:19	132kV Mendhasal-Khurdha feeder	L2 - E, Distance= 21km				
37	Bhanjanagar	13.05.22	10:34	14:38	04:04	220kV Meramundali Ckt-II	**At Bhanjanagar End:**- BC Trip, Z-1, D= 42-25km, IB=2-83kA, IC=2-83kA **At Meramundali End:**- BC. Z-1. D= 93-8km. IB=2-93kA. IC=2-68kA			Charged after patrolling & Line S-D give Clearance	
38	Bhanjanagar	13.05.22	13:16	14:57	01:41	220kV Therubali Ckt-2	**At Bhanjanagar End**:- BC Trip, Z-1, D= 96-73km, IB=1-5kA, IC=1-5kA **At Therubali End**:- BC. Z-1. D= 66-54km. IB=2-6kA. IC=2-6 KA			Charged after patrolling & Line S-D give Clearance	
39	Tarkera	14.05.22	14:05	15:46	01:41	220kV Budhipadar - Tarkera ckt-II	**At Budhipadar End**:- DP, Zone-1, B-E, If=2.22kA, Dist-87km **At Tarkera End**:- DP, Zone-1, If=10.41kA. R-E. Dist-6.3km				
40	Nuapatna	15.05.22	02:21	02:56	00:35	132kV Nuapatna-Banki Line	R phase O-C, Ir- 2-14 kA, In-1-91 kA				
41	Nuapatna	15.05.22	07:30	08:08	00:38	132kV Nuapatna- Khajuriakata-Denkhanal 'T' Line	R phase E-F, Distance- 29-44 km, Ir- 2-053 kA- At Khujuriakata end:- Relay indication, Y-N, zone 1, Iy- 1-86 kA, 42 km				
42	Chainpal	15.05.22	16:00	18:04	02:04	132kV Chainpal- Angul fdr	O/C				
43	Rajgangpur	15.05.22	19:06	19:50	00:44	132kV Rajgangpur - Budhipadar fdr	CGT, IR-116A, IY-118A, IB-1834A, IG-2004A, MT OPERATED, Zone- 1, Dist- 17.68km **At Budhipadar End**:- L3 TO N,LOC NO-1km, L3=1.07kA, IG=961A				
44	Kuchinda	15.05.22	19:15	19:24	00:09	132kV Rajgangpur - Kuchinda fdr	Tripped on E-F ph Y-N,Ir=13.57A,Iy=916.8A,Ib=21.32A				
45	Rajgangpur	15.05.22	21:24	22:47	01:23	132kV Rajgangpur - Budhipadar fdr	BGT, IR-17A, IY-1393A, IB-20A, IG-1409A, MT OPERATED, Zone- 1, Dist -56.12km **At Budhipadar End:**- L3 TO N, LOC NO-1km, L3=1.07kA, G=961A				
46	Kalunga	15.05.22	21:40	22:46	01:06	132 kV Kalunga-Budhipadar Ckt	Tripped due to bad weather				
47	Budhipadar	15.05.22	21:51	23:47	01:56	220kV Budhipadar - Raigarh	**At Budhipadar end:**- DP, Zone-1, R-E, If=21.41kA, Dist-1.4km				
48	Jharsuguda	15.05.22	22:16	16.05.22 08:01:00	09:45	132kV Jharsuguda-Lapanga fdr	Dir O-C, Ia-124-3A, IB-33-38A, IC-7-79kA				
49	Joda	15.05.22	22:18	22:51	00:33	132kV Joda- Kenduposi fdr	Tripped at both end **At Joda end:**- B/U relay: O/C tripped fault current: IL1=1.61kA, IL2=1.60kA, IL3=0.02kA **At Kenduposi end:**- DP relay. Dist=0.3km, FL=L2-N, Zone-I, Fault Current: IL1=0.35kA. IL2=0.29kA. IL3=0.32kA				
50	Maneswar	15.05.22	22:57	16.05.22 00:18:00	01:21	132kV Maneswar- Rairakhol fdr	**At Maneswar End**:- DP, Zone-1, B-ph to E, Dist-3.9km, If=4kA			Tripped from Maneswar end only.	
51	Dabugaon	16.05.22	23:18	17.05.22 13:50:00	14:32	132 kV Dabugaon-Tentulikhunti fdr	**At Tentulikhunti End:**- DP, Zone-1, R-E, If=2.9kA, Dist-4.2km [R phase jumper snapped at Location 2]			R phase jumper snapped at Location 20 of 132KV Tentulikhunti-Dabugaon line and the same was replaced and charged on next day -	
52	Jayanagar	16.05.22	23:45	17.05.22 00:24:00	00:49	132kV Tentulikhunti-2	R-G, F-C-886A				
53	Cuttack	17.05.22	01:00	01:08	00:08	132 kV Cuttack-Phulnakhara feeder	**At Cuttack end**:- Z1 trip,, dist=5-430km, C-G, Ia= 692mA, Ib= 412mA, Ic= 11-095A- **At Phulnakhara end:**- Z1, dist= 12-49km, A4,B4,C3179.N0			Phulnakhara availing p-s from Mancheswar	
54	Tarkera	18.05.22	08:10	19.05.22 16:08:00	31:58	220kV Tarkera- Bonai fdr	SPS				
55	Kuchinda	18.05.22	09:30	09:36	00:06	132kV SMC(Incoming)	**At SMC end:**- Z1=13.73km, Ir=185A, Iy=4.32kA, Ib=74.8A				
56	Narendrapur	18.05.22	11:26	11:30	00:04	220kV Narendrapur- Tata Ckt-II	Tripped on directional over current. A to C trip, Ia-201.1A, Ib-23.72A, Ic-162.5A.				
			12:10	12:15	00:05		Tripped on directional over current. B -Phase N, Ia-43.78A, Ib-80.6A, Ic-55.16A.				
57	Chainpal	18.05.22	18:09	22:41	04:32	132kV Chainpal- FCI DC line	O-C-R,Y, B phase, Zone-1, fault distance=4-769km, fault current:-Ia=9-117kA, Ib=250-7A, Ic=285-8A (R-Phase jumper was snapped at loc no-06)				
58	Narendrapur	19.05.22	14:13	14:17	00:04	220kV Narendrapur- Tata Ckt-II	Tripped on directional over current. C -Phase N, Ia-63.82A, Ib-48.91A, Ic-81.13A.				
59	Kesinga	19.05.22	16:27	20.05.22 12:37:00	20:10	132kV Langigarh	DP				

Sl. No.	Sub-Station	Date	from	To	Duration	Lines / Equipments / Generating Units Tripped	Relay Indication / Cause	Grid Sub-stations affected (it can be more than one)	Area interruption period	Remarks	Energy Loss (In MU)
60	Jajpur Road	20.05.22	12:02	16:28	04:26	132kV Jajpur Road- Jajpur Town fdr	**At Jajpur Road end:-** DP, Zone-1, Dist-3.37km, Y-E fault, Iy=4.252kA				
61	Jayapatna	20.05.22	14:25	14:41	00:16	132kV Dabugaon fdr	LBB Optd.[132KV Dabugaon fdr CB,132KV side CB of 40 MVA,Power Trf-1 & 2 Tripped on LBB during testing of Event Logger of 160MVA, Auto Trf-1by EMR]				
62	JSPL	20.05.22	17:05	18:13	01:08	220kV JSPL- Jamshedpur fdr	DP				
63	Bhograi	20.05.22	20:22	20:41	00:19	132kV Jaleswar -Bhograi fdr	DP, Yph-E, Z-1,7.9km, Ir-54.8A, IY-1043.4.A, Ib-141.0 A			Patroling done. No fault found.	
64	Joda	21.05.22	01:32	04:32	03:00	220kV Joda -Ramchandrapur fdr	**At Joda end:- DP Relay(Main-I)** : Fault Distance -125.7km, Fault phase-ABC, Zone-02 Fault current :-Ia-1.35kA, Ib-1.69kA, Ic-1.694kA, **DP main-2:** Fault loop: ABN ,Dist :129.7km, Zone-II Fault current:A=1.36kA, B=1.67kA, C=373A, N=23A, G=23A, **At Ramchandrapur end:-** DP Relay : Dist=0.07km, Zone-04 Fault current:Ia=1.47kA, Ib= 1.57kA, Ic= 0.4kA [main bus jumper of R & Y-Ph snapped]			At Ramchandrapur end main bus jumper of R & Y-Ph snapped & the fault was rectified.	
65	Narendrapur	21.05.22	16:39	16:42	00:03	220kV Narendrapur- Tata Ckt-II	Tripped on directional over current. C -Phase N Trip, Ia-57.80A, Ib-51.04A, Ic-80.57A.				
66	Budhipadar	21.05.22	17:55	22.05.22 16:09:00	#VALUE!	220kV Budhipadar - Korba ckt-I	**At Budhipadar end:-** R-E, If=23.5kA, Dist-1km [Earth conductor snapped at Loc no-6 & 7.]				
67	Rajgangpur	21.05.22	18:14	19:15	01:01	132kV Rajgangpur - Budhipadar fdr	BGT,ZONE-1,LOC 58.64km, IR=17A, IY=1354A, IB=20A, IG=1367A, Master trip optd. [Heavy lighting and rainfall]				
68	Budhipadar	21.05.22	18:27	22.05.22 16:13:00	21:46	220kV Budhipadar - Raigarh	**At Budhipadar end:-** Y-E, If=6.18kA, Dist-12.19km [Bad weather]				
69	Kalunga	21.05.22	18:55	19:47	00:52	132 kV Kalunga-Budhipadar Ckt	Tripped due to bad weather				
70	Lapanga	21.05.22	19:59	23:00	03:01	400kV Lapanga- VAL ckt-I	**At Lapanga end**:- Y-ph to E, Zone-1, Dist-11.07km, If=14.46kA **At VAL end:**- Y-nh to E. Dist-8.6km. If=15kA				
71	New Duburi	21.05.22	21:06	21:06	00:00	400kV New Duburi- Baripada fdr	**At New Duburi End**:- R-ph to E, Zone-1, If=7.5kA, Dist-23.7km **At Baripada End:-** R-ph to E, Zone-1, If=2.43kA, Dist-135.2km				
72	Rajgangpur	21.05.22	21:10	23:51	02:41	132kV Rajgangpur - Budhipadar fdr	AGT , IR-3054A, IY-44, IB-161A, IG-3202, MT OPERATED, Zone- 1, Dist-15.91km [Heavy lighting and rainfall]				
73	Meramundali	21.05.22	22:20	22:45	00:25	400kV Meramundali- Kaniha ckt-II	**At Meramundali End:**- R-E, Dist-15.6km, If=10.28kA **At Kaniha End**:- If=9.07kA, Dist-36.81km				
74	Lapanga	21.05.22	23:00	22.05.22 01:17:00	02:17	400kV Lapanga- VAL ckt-I	**At Lapanga end**:- B-ph to E, If=21.6kA				
75	Meramundali	21.05.22	23:05	22.05.22 03:49:00	05:44	400kV Meramundali- Kaniha ckt-II	**At Meramundali End:**- R-E, Dist-16.3km, If=8.6kA			Declared breakdown	
76	Kalunga	21.05.22	23:08	22.05.22 00:08:00	01:00	132 kV Kalunga-Budhipadar Ckt	R-ph to E, If=1.95kA, Dist-24.94km [Trinned due to bad weather]				
77	Meramundali	22.05.22	01:54	09:17	07:23	132kV Meramundali- RML FAD fdr	**At Meramundali End:**- DP, Zone-1, R-E, Dist-1.4km, If=12.24kA				
78	Kharagprasad	22.05.22	01:55	02:05	00:10	132kV NBVL ckt-I	O-C, E-F				
79	Rairakhol	22.05.22	03:29	03:32	00:03	132 kV Rairakhol- Boinda fdr	At Boinda- DP operated			Tripped from Boinda grid only	
80	Meramundali	22.05.22	03:49	05:19	01:30	400kV Meramundali- Kaniha ckt-II	**At Meramundali End:**- R-E, Dist-16.3km, If=8.6kA				
81	Nuapatna	22.05.22	06:35	07:19	00:44	132kV Nuapatna-Banki Line	E-F, If- 1-053 kA				
82	Jayanagar	22.05.22	13:01	13:28	00:27	220kV Balimela ckt-1	No indication			Charging done after line patrolling	
			13:01	14:42	01:41	220kV Balimela ckt-2	B-G,Zone-1, 9-1kmF-C-4-5kA				
83	Theruvali	22.05.22	14:16	15:05	00:49	220kV Theruvali- Gunupur fdr	**At Theruvali end:-** DP, Zone-2, Bph to E, Dist-58.3km, If=2.38kA **At Gunupur end:-** Zone-1. B-nh to E. Dist-2.34km				
84	Thuapali	22.05.22	19:18	19:53	00:35	132kV Bargarh fdr	DP operated [Heavy winds]				
85	Kalunga	22.05.22	19:29	19:46	00:17	132 kV Kalunga-Budhipadar Ckt	Zone-1, Y-ph to E, If=2.39kA, Dist-36.6km [Tripped due to bad weather]				
86	Rajgangpur	22.05.22	19:34	20:41	01:07	132kV Rajgangpur - Budhipadar fdr	CGT, IR-137A, IY-160A, IB-1853A, IG-2058A, MT OPERATED, Zone- 1, Dist-17.26km [Heavy lighting and rainfall] **At Budhipadar End:**- B Ph to E IB=1.32KA				
87	Thuapali	23.05.22	00:50	00:58	00:08	132kV Katapali fdr	DP operated [Heavy winds]				
88	Chatrapur	23.05.22	01:27	01:32	00:05	132kV Chatrapur-Ganjam ckt	O-C(R Phase) E-F with M-R Z-1, Dist=6-22km, IR=3865A , IY=62A, IB=95A, IG=3825A				
89	Joda	23.05.22	09:48	10:49	01:01	220kV Joda -Ramchandrapur fdr	**At Joda end:- DP Relay(Main-I)** : A/R optd. Fault Distance -2.32KM ,ZONE-I Fault current :-Ia=495.5A, Ib=1.304KA, Ic=430.9A, **DP main-2:** A/R optd. Fault loop: BGT ,Dist :12.24KM, Zone-I Fault current:A=524A, B=2592A, C=389A, N=3191A, G=3193A,**At Ramchandrapur end:-** DP Relay : Dist=118.5km, Zone-02 Fault current:-Ia=0.04kA, Ib= 2.09kA, Ic= 2.08kA				
90	Joda	23.05.22	10:49	10:55	00:06	220kV Joda -TSIL FDR.	**At Joda end:-** Inter connection relay power trip relay optd. Fault current:-Ia=64.21A, Ib=64.76A, Ic=62.38A **At TSIL end:-** Vector shift relay optd. Ia=15.5A. Ib=194.5A. Ic=94.5A				
91	Shyam DRI	23.05.22	14:30	19:57	05:27	132kV Shyam DRI- Aryan fdr	B-ph jumper snapped at Loc no-114				
92	Budhipadar	23.05.22	18:01	20:52	02:51	220kV Budhipadar- Tarkera ckt-I	**At Budhipadar end:**- Dist-13km, If=5.96kA **At Tarkera end:**- DP, Zone-1, B-ph to E, Dist-92km, If=1.6kA				
93	Budhipadar	23.05.22	19:31	24.05.22 00:51:00	05:20	220kV Budhipadar - Korba ckt-I	Tripped [Bad weather]				
94	Rajgangpur	23.05.22 22:27:00	22:27	23:26	00:59	132kV Rajgangpur - Budhipadar fdr	CGT, IR-186A, IY-207A, IB-1860A, IG-2090A, MT OPERATED, Zone- 1, Dist-17.22km [Lighting and rainfall] **At Budhipadar End:**- L3 TO N, LOC NO-52.44km, L1=17.3A, L2=18.3A, L3=5.14kA				
95	Budhipadar	23.05.22	22:42	23:02	00:20	220kV Budhipadar - IBTPS ckt-III	Tripped [Bad weather]				
96	Tarkera	24.05.22	01:29	09:55	08:26	Auto- I	Buchholz relay operated.				
97	Theruvali	24.05.22	14:03	25.05.22 07:15:00	17:12	220kV Theruvali- Upper Kolab fdr	**At Theruvali end**:- DP, Zone-1, Bph to E, Dist-85.93km, Ib=1.467kA				
98	Meramundali	26.05.22	08:24	11:53	03:29	400kV Meramundali- Lapanga ckt-II	**At Meramundali End:**- Y-E, Dist-18.2km, If=8.24kA **At Lapanga End**:- If=2.56kA. Dist-149.7km				
99	Jayapatna	26.05.22	13:43	14:28	00:45	220kV Indravati fdr	O-C (B-Ph) & E-F with Master Trip 1 & 2, Zone-2 Indication, Fault Location-11-41 km				
			19:13	19:23	00:10		O-C (B-Ph) & E-F , Zone-1 Indication, Fault Location-13-3km				
100	Thuapali	26.05.22	14:30	15:30	01:00	132kV Bargarh fdr	DP operated [Heavy winds]				
101	Bhanjanagar	27.05.22	11:01	15:55	04:54	220 kV Therubali CKt 1	**At Bhanjanagar End**:- AN, Z-1, D=55-06km, IA=2-09kA **At Therubali End**:- R Ph to E-F, Z-1. D=115km. IR=1-14 kA			Charged after patrolling & Line S-D give Clearance	
102	Ranasinghpur	27.05.22	11:59	11:59	00:00	132kV Chandaka- Ranasinghpur fdr	DP Relay operated at GSS,Chandaka end. Tripped on O/C, C-Phase Z1, AR successful. Only Z-2 picked up at GSS,Ranasinghpur end.				
103	Katapali	27.05.22	13:18	13:42	00:24	220kV Lapanga- Katapali ckt-II	O/C E/F				
104	Kalunga	27.05.22	17:12	17:55	00:43	132 kV Kalunga-Budhipadar Ckt	R-ph to E, If=2.39kA, Dist-39km [Tripped due to bad weather]			Tripped due to bad weather	
105	Chatrapur	28.05.22	06:34	06:45	00:11	132kV Chatrapur-IRE 2 ckt	O-C(B Phase) E-F with M-R Z-1, Dist=0-732km, IR=30-1A , IY=43-9A, IB=5-225kA. IN=5185A				
106	Bhanjanagar	28.05.22	11:09	11:22	00:13	220 kV Therubali CKt 1	**At Bhanjanagar End:**- AN, Z-2, D= 228-9km, IA=810-1 A **At Therubali End:** R Ph to E-F			Charged after patrolling & Line S-D give Clearance	
107	Bhanjanagar	28.05.22	15:22	16:03	00:41	132 kV Aska Old Ckt 1	CAT, Z-1, 13-94 km, IA= 2-55 kA, IC= 2-46 kA[HEAVY LIGHTENING AND RAIN]			Heavy lightening and rain	
			15:22	16:03	00:41	132 kV Aska Old Ckt 2	ABCT, Z-1, 19-74 km, IA= 2-68 kA, IB = 4-41 kA, IC = 2-82 kA				
108	Tarkera	28.05.22	15:28	21:14	05:46	220kV Tarkera- Chandiposi fdr	SPS				
109	Digapahandi	28.05.22	16:11	16:27	00:16	132kV Digapahandi-Berhampur ckt	E-F, Fault type-CGT, Zone-1 loc-22-03km , A-6, B-7, C-1728, G-1734				
110	Narendrapur	28.05.22	16:40	16:40	00:00	132kV Jagannathpur Traction Feeder	Tripped on directional O-C.Ir-1.00KAmp ,Ib-1.00KAmp				
111	Balasore	28.05.22	17:16	29.05.22 13:57:00	20:40	220kV Balasore-New Duburi feeder	**At Balasore end**:- Main-I: A -N,Z-1, fault distance-5.471km, fault current-Ia=6.437kA, Ib=321.9 A, Ic=257.7A, Main-II: Z-I, Fault Loop-L1-N, Dist-5.1937km, IL1=6359.89A, IL2=315.97A, IL3=253.88A **At New Duburi end:**- Main-I:Not operated. Main-II : R-N,Z-2,Dist-142.1km,Ir=1.421kA, Iy=291A, Ic=242A [At loc no-425(T), R-Ph Jumper insulator string snapped.]				
112	Khuntuni	28.05.22	20:17	20:55	00:38	Incomer Failure	Tripped			132 kV Incomming supply was availed from ICCL End.	
113	Budhipadar	29.05.22	12:21	14:17	01:56	220kV Budhipadar - Korba ckt-I	**At Budhipadar end:-** DP, Zone-1, B-E, If=2.8kA, Dist-43.7km				
			14:35	20:27	05:52		**At Budhipadar end:-** DP, Zone-1, B-E, If=2.58kA, Dist-37.7km				
114	Kalunga	29.05.22	19:40	20:55	01:15	132 kV Kalunga-Budhipadar Ckt	Tripped due to bad weather				
115	Tarkera	29.05.22	19:41	21:02	01:21	220kV Tarkera- Budhipadar ckt-I & II	Bad weather				
116	Rajgangpur	29.05.22	20:10	20:58	00:48	132kV Rajgangpur - Budhipadar fdr	AGT, IR-1634A, IY-110A, IB-164A, IG-1814A, MT OPERATED, Zone- 1, Dist-33.87km [Lighting and rainfall] **At Budhipadar End:-** L1 TO N, LOC NO-53.87km, L1=1.8kA				
117	New Duburi	30.05.22	01:04	15:52	14:48	400kV New Duburi- TSL ckt-I	Tripped in R-ph line differential, If=7.1kA				
118	New Duburi	30.05.22	01:12	01:12	00:00	220kV New Duburi- Bhadrak fdr	**At New Duburi End**:- B-ph to E, Zone-1, Dist-8.3km **At Bhadrak End:**- Zone-1, B-ph Trip, Dist=49.82km, IC=1.602kA				
119	Balasore	30.05.22	01:13	12:09	10:56	220kV Balasore-New Duburi feeder	**At Balasore end:**- Main-I: A -N,Zone-2, fault distance-127.2km, fault current-Ia=1.148kA, Ib=74.49 A, Ic=85.58A, Main-II: Fault Loop-L1-N, Zone-2, Dist-123.27 km, Fault current IL1=1195.42A, IL2=59.13A, IL3=74.05A **At New Duburi end:**- Main-I: R-Ph trip,Zone-1, Fault Current IL1=8.56kA, Main-II :- R-N, Z-1, Dist-10.67km, IL1=9.035kA			No fault found after patrolling, the feeder was charged and stood ok.	
120	Tarkera	30.05.22	17:32	17:50	00:18	220kV Tarkera- Rourkela PG ckt-I	B/U relay operated				
121	Rajgangpur	30.05.22	18:51	20:23	01:32	132kV Rajgangpur - Tarkera fdr	AGT, IR-1507A, IY-178A, IB-58A, IG-1302A, MT OPERATED, Zone 1, Dist-25.84km **At Tarkera End**: -AGT, IR-14437A, IY-414A, IB-211A, IG-15058A, MT OPERATED, Zone 1, Dist-1.12km			Lighting and rainfall	
122	Rajgangpur	30.05.22	22:57	31.05.22 16:40:00	17:43	132kV Rajgangpur - Budhipadar fdr	AGT, IR-1405A, IY-18A, IB-19A, IG-1423A, MT OPERATED, Zone 1, Dist-58.85km **At Budhipadar End:-** L1 TO N, IL1- 1.57kA, IG-1.55kA, LOC NO-59.74km [R-PHASE JUMMPER SNAPPED AT LOC- 39 (UNDER TL BUDHIPADAR)]				
123	Kalunga	31.05.22	08:26	09:15	00:49	132 kV Kalunga-Budhipadar Ckt	Tripped due to bad weather				
124	Bhograi	31.05.22	16:20	17:18	00:58	132kV Kuchei - Bhograi fdr	DP, Bph-E, Z-1, 60.3km, Ir-88.1A, IY-141.6A, Ib-732.5 A			Patroling done. No fault found.	

SYSTEM DISTURBANCE IN THE MONTH OF MAY- 2022
(B) TRIPPING OF Line / EQUIPMENT WITH LOAD LOSS

Sl. No.	Sub-Station	Date	From	To	Duration	Lines / Equipments / Generating Units Tripped	Relay Indication / Cause	Grid Sub-stations affected (it can be more than one)	Area interruption period	Remarks	Energy Loss (In MU)
1	Umerkote	01.05.22	08:58	09:06	00:08	132kV Dabugaon- Umerkote Line	Incomer failed from Dabugaon end	Umerkote	00:08		0.00284436
2	Bhawanipatna	01.05.22	15:34	15:48	00:14	132kV Kesinga Incoming	Failed from Kesinga	Bhawanipatna Lanijgarh Tr.	00:14		0.00510293
3	Khariar	02.05.22	16:27	16:30	00:03	132kV Khariar-Kantabanji line	Tripped from Khariar-DP Zone-2 operated.R-phase to ground fault	Kantabanji Kantabanii Tr.	00:03		0.00075065
4	Paralakhemundi	03.05.22	03:17	03:36	00:19	132kV Paralakhemundi - Akhusingh Incomer-I	DP operated	Paralakhemundi	00:19		0.00471008
5	Khariar	03.05.22	04:26	04:39	00:13	132kV Kesinga-Khariar line	Tripped from Kesinga-DP Zone-1 operated.B-phase to ground fault	Khariar, Kantabanji Kantabanji Tr.	00:13		0.01005697
6	Khariar	03.05.22	08:42	08:50	00:08	132kV Khariar-Kantabanji line	Tripped from Khariar Backup operated.	Kantabanji Kantabanji Tr.	00:08		0.00200174
7	Joda	03.05.22	14:08	14:25	00:17	132kV Joda- Polaspanga fdr	Tripped at both end **At Joda end:-** DP relay,Fault Dist=52.975KM,FL: L3-N,Zone-I,Fault Current:- IL1=233.65A, IL2=413.09A, IL3=1893.48A & IN=1342.04A **At Polasponga End:-** B/U Relay,zone1 E/F	Polasponga Polasponga Tr. OSISL MSP ESIL	00:17		0.01634741
			14:09	14:28	00:19	132kV Karanjia - Polasponga fdr	**At Karanjia End:-** L3-E, Z2 Trip,PU Time-429 ms, Trip Time- 350 ms, Dist-94.7 km. IL1=0.04kA, IL2=0.08kA. IL3=0.60kA				
8	Polasponga	03.05.22	16:17	16:20	00:03	132kV Railway fdr	Back up relay- O/C (R-PH) , Ia=240.0A, Ib=235.5A, Ic=4.09A,Inm = 0.0A, Ind= 0.0A	Polasponga Tr.	00:03	O/C TRIP	0.00029388
9	Joda	03.05.22	16:26	18:09	01:43	132kV Joda- Polaspanga fdr	Tripped at both end **At Joda end:-** DP relay, Fault Dist=5.15km, FL: L2-N, Zone-I, Fault Current: IL1=267.47A, IL2=7939.67A, IL3=158.30A & IN=7648.70A **At Polasponga End:-** DP relay, Fault Dist=32.92km, Zone-I, Fault Current: IL1=74A, IL2=143A, IL3=2A	Polasponga Polasponga Tr. OSISL MSP ESIL	01:43		0.09904606
10	Jayanagar	03.05.22	17:25	17:50	00:25	132kV Railway	Zone-1,1-53km,F-C-B-8kA,R-G Fault [heavy thunderstom]	Jayanagar Tr.	00:25	Charging delayed due to heavy thunderstom	0.00392212
11	Chhend	03.05.22	18:19	18:50	00:31	132kV Nuagaon- Chhend fdr	Tripped on E-F,with Location 10-11 KM,R-Ph=5016A, Y-Ph=36A,G=5050A. Zone-1(with heavy spark)	Nuagaon Tr.	00:31	**Fdr- Did not stand-**	0.00165484
12	Anandapur	03.05.22	18:44	19:36	00:52	132kV Anandapur-Jajpur Road CKT-I & II	**At Anandpur End:-** Tripped on DP, Zone-1, Fault Type-AG, Ic =2.751kA , Dist=9.5km, Ia=1.3kA, Ib=0.18kA, Ic = 0.19kA, In =1.68kA **At Jajpur Road End**:- CKT-II Data:- Dist-27.8km, Zone-2, Ia=3.014kA, Ib=0.18kA, Ic=0.19kA, CKT-I Data:Fault Location- 0.0m, Ia =0.19ka, Ib = 0.15ka, Ic =3.815 ka, Zone-1 [transient fault]	Anandapur, Jajpur Road	00:17	transient fault occurred due to lightning & Thunder Strom. 132kV Anandapur-Jajpur Road CKT-II Tripped at Anandapur end and Both CKT-I & CKT-II Tripped at Jajpur Road end. 132KV Supply was avalied From Agarpada end at 19.01 hrs. The Ckt.s was Charged after consultation with SDO and shift inchrge of Jajpur Road after completion of patrolling of line and normalisation of weather.	0.01565866
13	Chhend	03.05.22	18:50	04.05.22 12:42:00	17:52	132kV Nuagaon- Chhend fdr	Tripped on E-F,with Location 10-03 KM,R-Ph=5672A, Y-Ph=6A,G=5677A, (with heavy spark) (reconnection of snapped earth wire)	Nuagaon Tr.	17:52	**Tripped fom on date-03-05-2022, Time-18:50 & L-C taken from on dtd- 04-05-2022, 08:00 to 12:42**	0.05722544
14	Barbil	03.05.22	18:54	19:19	00:25	132kV Barbil - Joda fdr	**At Barbil End**:- E/F (B/U) FAULT CURRENT:- Ia-170.7A, Ib-105.8A, Ic-144.9A, In-361.2A **At Joda End**:-E/F (B/U), FAULT CURRENT:- Ia-2.49kA, Ib-0.1kA, Ic-0.15kA [Heavy rainfall, lightning and thunder storm]	BOLANI ARYA STEEL BRPL KARAKHENDRA NALDA BEEKAY STEEL	00:25		0.00497090
15	Jaleswar	03.05.22	19:19	19:29	00:10	132kV Traction fdr	O/C	Jaleswar Tr.	00:10		0.00110144
16	Bidanasi	03.05.22	19:24	19:35	00:11	132 kV Choudwar-Bidanasi fdr	O-C Zone 3 Y and B phase tripped at CDR end and BDS end	BPPL	00:51:00	Late charge due to thunder storm-	0.00000002
			19:25	20:16	00:51	132kV Bidanasi- BPPL fdr	DP relay operated with following indications- Zone-I, Distance-5-091km, Ir-9-778kA [thunder storm]				
17	Chandbali GIS	03.05.22	20:43	20:48	00:05	Olaver -Chandbali ckt-I & II	Source failure	Chandbali	00:17		0.00189485
			20:52	21:04	00:12						
18	Khariar	03.05.22	21:24	21:30	00:06	132kV KHARIAR-KANTABANJI LINE	Tripped from Khariar-DP Zone-2 operated.R-phase to ground fault	KANTABANJI, KANTABANJI Tr.	00:06		0.00150130
19	Kesinga	04.05.22	04:22	04:40	00:18	132kV Khariar- Kesinga fdr	Tripped on O/C	Khariar Kantabanji Kantabanji Tr.	00:18		0.01392503
20	Bidanasi	04.05.22	07:37	07:57	00:20	132kV Bidanasi- BPPL fdr	Tripped on Zone-A, Ib-4-075KAmp [monkey fault at BPPL end]	BPPL	00:20	Line tripped due to monkey fault at BPPL end-	0.00000001
			07:37	07:39	00:02	132kV Bidanasi- Choudwar fdr	Tripped at Choudwar end only- At Choudwar end:- O-C R phase ,E-F				
21	Joda	04.05.22	17:17	17:26	00:09	132kV Joda- Polaspanga fdr	Tripped at Joda end **At Joda end:-** DP relay, Fault Dist=1.0km, FL: L3-N, Zone-II, Fault Current: IL1=333.79A, IL2=359.72A, IL3=441.76A & IN=186.60A **At Polasponga end:-** Not tripped	Polasponga Polasponga Tr. OSISL MSP ESIL	00:26	Declared B/D	0.02500192
			17:26	05.05.22 13:30:00	20:04		B-ph conductor snapped b/w loc-58,59				
22	Chandbali GIS	04.05.22	22:19	22:40	00:21	132kV Olaver -Chandbali ckt-I & II	Source failure	Chandbali	00:21		0.00234070
23	Chhend	05.05.22	13:29	17:40	04:11	132kV Tarkera -Chhend Ckt-I	Interrupted due to System pull out 132 Kv B-phase cross bus Insulator puncture of 40 MVA Trf- No--II At Tarkera Grid S-S (O-C B-phase , Master Trip relay ontd)	Chhend Nuagaon Tr. Adhunik	04:11		0.25009299
			13:29	17:40	04:11	132kV Tarkera -Chhend Ckt-II					
24	Chandbali GIS	05.05.22	14:16	14:31	00:15	132kV Olaver -Chandbali ckt-I & II	Source failure	Chandbali	00:15		0.00167193
25	Narasinghpur	05.05.22	17:09	17:46	00:37	220kV Narasinghpur-Meramundalli FDR	Fault type O-C & E-F, Rph- GND, Zone-1, Dist. 41.02km, If= 1.3kA [SF6 CB trinoed onlv at Narasinghour Grid end]	Narasinghpur	00:12	SF6 CB tripped only at Narasinghpur Grid end	0.00152080
			17:09	17:21	00:12	220kV Narasinghpur-Bhanjanagar FDR	O-C & E-F				
26	Bidanasi	05.05.22	17:35	18:30	00:55	220 kV Bidanasi-Cuttack Ckt-I	DP relay operated with following indications- Zone-II, Distance-9-048km, Ir-7-078kA, Iy-7-003kA [LA jumper of Pratapsasan snapped at Cuttack grid]	Cuttack	00:34	Late charge due to LA jumper of Pratapsasan snapped at Cuttack grid end-	0.02776886
			17:35	18:09	00:34	220 kV Bidanasi-Cuttack Ckt-II	D/P- SOTF TOR, Zone-II, Distance-9-032km, Ir-4-146kA, Iy-4-121kA				
			17:35	18:12	00:37	132 kV Cuttack-Phulnakhara feeder	Tripped at Phulnakhara end on O-C in R-Y ph				
27	Nuapatna	05.05.22	18:05	18:32	00:27	132kV Nuapatna-Arati Line	Y phase E-F, Zone -2, Distance- 65-75 km, Iy- 1-299 kA-	Arati	00:27		0.00025911
28	Samangara	06.05.22	09:43	18:46	09:03	132kV Puri-Samangara Feeder	**At Samangara End**:- D/P, Zone-4, FL-L1-L3, Dist-0.3 km, IL1-3.12 kA & IL3-3.53 kA	Samangara Malatipatapur Tr.	00:27		0.00512493
			09:43	10:10	00:27	132kV Samangara-Nimapara fdr	**At Nimapara End**:- Zone-2, Dist-31.33km, Ia=1.673kA, Ib=44.07A, Ic=1.711kA			Tripped from Nimapara end onlv.	
			09:48	10:10	00:22	132kV Samangara - Satasankha fdr-II	Source failure				
29	Jayanagar	06.05.22	17:07	19:30	02:23	132kV Jayanagar- Sunabeda	Zone-2,37-3km,Y-G,F-C-3-36kA	Sunabeda HAL	00:31		0.01113404
30	Thuapali	06.05.22	17:20	18:22	01:02	132kV Thuapali-Bargarh fdr	DP operated [Heavy winds]	Thuapali	00:37		0.00259774
			17:20	17:57	00:37	132kV Thuapali-Katapali fdr	Source fail				
31	Chandbali GIS	07.05.22	09:24	09:35	00:11	132kV Olaver -Chandbali ckt-I & II	Source failure	Chandbali	00:11		0.00122608
32	Chandbali GIS	07.05.22	14:20	14:30	00:10	132 kV Olaver -Chandbali ckt-I & II	Source failure	Chandbali	00:10		0.00111462
33	Nuapada	09.05.22	04:48	05:04	00:16	132 kV Nuapada-padampur line	Directional O/C	Nuapada Nuapada Tr.	00:16		0.00412790
34	Polasponga	09.05.22	09:57	10:00	00:03	132kV Railway fdr	Back up relay- O/C (R-PH) Ia=239.3A, Ib=235.1A, Ic=4.371A, Inm=0.0, Ind=0.0	Polasponga Tr.	00:03	O/C TRIP	0.00029388
35	Narasinghpur	09.05.22	15:40	15:56	00:16	220kV Narasinghpur-Meramundalli FDR	Fault type B-ph to GND, Dist. 46.4km, If=1.1kA	Narasinghpur	00:08	SF6 CB tripped only at Narasinghpur Grid end	0.00101387
			15:40	15:48	00:08	220kV Narasinghpur-Bhanjanagar FDR	LBB Oprd.				
36	Narendrapur	10.05.22	07:13	07:15	00:02	132kV Jagannathpur Traction Feeder	Tripped on directional O-C.Ir-1.00KAmp ,Ib-1.00KAmp	Jagannathpur Tr	00:02		0.00018854
37	Jayanagar	11.05.22	10:22	11:13	00:51	132kV Side Auto-1	Tripped due to flashover of insulator string- Charging of extension switchyard done after checking the insulation value- [The fault was on 132KV Jayanagar-Tentulikhunti line -]	Jayanagar Jayanagar Tr. Tentulikhunti Mukhiguda	00:51 01:51 00:12		0.04338267
			10:22	11:13	00:51	132kV Side Auto-2					
			10:22	12:13	01:51	132kV Railway,Tentulikhunti, Meenaksi					
			10:22	10:33	00:11	132 kV Dabugaon-Tentulikhunti fdr	DP relay operated at distance of 115-7 km- Zone-3				
38	Polasponga	12.05.22	04:23	04:26	00:03	132kV Railway fdr	Back up relay- O/C (R-PH) Ia=239.6A, Ib=235.4A, Ic=4.038A, Inm=0.0, Ind=0.0	Polasponga Tr.	00:03	O/C TRIP	0.00029388
39	Bolangir Old	12.05.22	13:14	13:20	00:06	132kV Bolangir Old-Tusura	At Bolangir-O-C,E-F	Tusura, ACME Saintala	00:06 00:19	Rest and charged. found healthy.	0.00209654
			13:15	16:45	03:30	132kV Tusura- Saintala fdr	B-E fault at Saintala end [Test pipe touching near Sairampada Saintala b/w Loc no-116 & 117]				
40	Bolangir Old	12.05.22	13:22	13:25	00:03	132kV Bolangir Old-Tusura	At Bolangir-E-F	Tusura, ACME	00:16	Rest and charged. found healthy.	0.00404930
			13:25	13:33	00:08	132kV Kesinga- Bolangir Old					
			13:35	13:37	00:02	132kV Bolangir Old-Tusura					
			13:40	13:43	00:03	132kV Kesinga- Bolangir Old					
41	KHARIAR	14.05.22	01:39	01:45	00:06	132kV KHARIAR-KANTABANJI LINE	Tripped from Khariar-Backup operated.	KANTABANJI, KANTABANJI Tr.	00:06		0.00150130
42	Balugaon	15.05.22	11:10	11:13	00:03	132kV Solari traction feeder	B-U Relay operated- **At Balugaon End**:- Y-phase O-C, E-F, IL1=0A, IL2=0-27kA, IL3=0-27kA & M-T operated- Weather-cloudy	Solari tr	00:03		0.00018854
43	Padampur	15.05.22	18:27	18:33	00:06	132 kV Nuapada-padampur line	**At Padampur End**:- Tripped phase-BC, Ia=77.18A, Ib=878.1A, Ic=796.8A, In=7.2A	Nuapada Nuapada Tr.	00:06	Tripped from Padampur end onlv	0.00154796
44	Jharsuguda	15.05.22	21:32	21:58	00:26	132kV Jharsuguda-Ultratech fdr	Dir O-C, Ia-124-3A, IB-33-38A, IC-7-79kA	Ultratech	00:26		0.00406638
45	KHARIAR	16.05.22	14:30	14:34	00:04	132kV KHARIAR-KANTABANJI LINE	Tripped from Khariar-Backup operated.	KANTABANJI, KANTABANJI Tr.	00:04		0.00100087
46	Somnathpur	17.05.22	08:00	11:18	03:18	132kV Emami fdr	Source failure	Emami	03:18		0.02883837
47	Digapahandi	17.05.22	11:51	11:59	00:08	132kV Digapahandi-Mohana	E-F, Fault type-BGT, Zone-1 loc-30-07km, A-360, B-1661, C-159, G-1195	Mohana	00:45		0.00399337
			13:14	17:05	03:51	132kV Digapahandi-Mohana	E-F, Fault type-BGT, Zone-1 loc-30-18km , A-375, B-1657, C-158, G-1150				

Sl. No.	Sub-Station	Date	From	To	Duration	Lines / Equipments / Generating Units Tripped	Relay Indication / Cause	Grid Sub-stations affected (it can be more than one)	Area interruption period	Remarks	Energy Loss (In MU)
48	Bolangir Old	17.05.22	16:05	16:08	00:03	132kV Kesinga- Bolangir Old	O-C,E-F	Tusura ACME	00:03		0.00075924
49	Polasponga	17.05.22	16:05	16:08	00:03	132kV Railway fdr	Back up relay- O/C (R-Ph) Ia=139.6A, Ib=198.6A, Ic=45.92A,Inm = 6.066A, Ind= 4.496A	Polasponga Tr.	00:05	O/C TRIP	0.00048979
			17:37	17:39	00:02		Back up relay- O/C (R-Ph) Ia=239.7A, Ib=206.9A, Ic=37.41A,Inm = 6.680A, Ind= 5.264A				
50	Nuapada	17.05.22	18:37	18:42	00:05	132 kV Nuapada-padampur line	Directional O/C	Nuapada Nuapada Tr.	00:05		0.00128997
51	Chandbali GIS	18.05.22	07:09	07:17	00:08	132 kV Olaver -Chandbali ckt-I & II	Source failure	Chandbali	00:08		0.00089170
52	Jayanagar	18.05.22	13:48	13:53	00:05	132kV Sunabeda	Zone-1,29-6km,Y-G,3kA	Sunabeda HAL	00:05		0.00179581
53	Chandbali GIS	18.05.22	15:04	15:06	00:02	Olaver -Chandbali ckt-I & II	Source failure	Chandbali	00:02		0.00022292
54	Bolangir Old	18.05.22	16:23	16:27	00:04	132kV Tusura- Bolangir Old	O-C,E-F	Tusura ACME Saintala	00:12	Rest and charged. found healthy.	0.00340206
			16:23	16:45	00:22	132kV Saintala -Balangir					
			16:23	16:26	00:03	132kV Kesinga- Bolangir Old					
			16:55	17:07	00:12						
55	Digapahandi	20.05.22	05:18	06:10	00:52	132kV Digapahandi-Mohana	E-F, Fault type-BGT, Zone-1 loc-13-63km , A-114, B-2230, C-81, G-2035	Mohana	00:52		0.00461456
56	Chandbali GIS	20.05.22	06:42	06:49	00:07	Olaver -Chandbali ckt-I & II	Source failure	Chandbali	00:12		0.00133754
			15:20	15:25	00:05						
57	Chhend	20.05.22	07:42	07:44	00:02	132kV Nuagaon- Chhend fdr	Tripped on O-C R-Phase,IL1=0-22kA, IL2=0-22 kA	Nuagaon Tr.	00:02		0.00010676
58	Chandbali GIS	21.05.22	07:22	07:33	00:11	Olaver -Chandbali ckt-I & II	Source failure	Chandbali	00:17		0.00189485
			12:22	12:28	00:06						
59	Polasponga	21.05.22	15:28	15:30	00:02	132kV Railway fdr	Back up relay- O/C (R-Ph) Ia=240.4A, Ib=203.7A, Ic=47.49A,Inm = 6.346A, Ind= 5.549A	Polasponga Tr.	00:02	O/C TRIP	0.00019592
60	Chhend	21.05.22	16:36	16:38	00:02	132kV Nuagaon- Chhend fdr	Tripped on distance protection, Loc-=11-87km, IA-4640A, IB=26A, IG=4665A	Nuagaon Tr.	00:02		0.00010676
61	Barbil	21.05.22	17:24	17:29	00:05	132kV Barbil - Bolani fdr	132KV Barbil-Joda fdr tripped due to E/F at only Barbil Grid S/S end with following relay indications **At Barbil End:-** E/F (B/U) FAULT CURRENT:- Ia-222.2A, Ib-306.3A, Ic-4.2kA, In-3.6kA [Wind storm]	Bolani, Arya Steel, BRPL,Karakhendra Switching S/S, Nalda, Shree Jagannath Steel	00:05		0.00169161
62	Joda	21.05.22	17:33	17:54	00:21	132kV Joda- Polaspanga fdr	Tripped at both end **At Joda end:-** DP relay, Fault Dist=4.92km, FL: L2-N,Zone-I, Fault Current: IL1=334.19A, IL2=7.742kA, IL3=308.57A & IN=7.136kA **At Polasponga End:-** B/U relay: E/F, Zone-I, Fault Current: IL1=4A, IL2=271A, IL3=4A, Ie=274A [Bad weather]	Polasponga Polasponga Tr. OSISL MSP ESIL	00:21		0.02019386
63	Bolangir Old	21.05.22	20:03	20:16	00:13	132kV Bolangir New-I	Supply failed from source	Bolangir Tusura ACME	00:13 00:25		0.01620749
			20:03	20:16	00:13	132kV Bolangir New-II	Supply failed from source				
			20:03	20:28	00:25	132kV Kesinga- Bolangir Old	O-C,E-F				
64	Chandbali GIS	22.05.22	07:36	07:47	00:11	Olaver -Chandbali ckt-I & II	Source failure	Chandbali	00:15		0.00167193
			13:40	13:44	00:04						
65	Choudwar	23.05.22	12:49	12:59	00:10	132kV Bidanasi- Choudwar fdr	DP relay operated with following indications- Zone-I, Distance-1-086km, Iv-8-809kA, Ib-8-629kA	Choudwar Choudwar Tr. Mania TS Alloys Arati	00:21 00:33 00:29 00:29		0.03417783
			12:59	18:46	05:47		DP relay operated with following indications- Zone-IV, Distance-14-74km, Iy-8-809A, Ib-8-629kA At Choudwar end:- O-C R phase ,B phase				
			12:57	13:19	00:22	132 kV Choudwar - ICCL Ckt-II	interrupted due to main supply fail at ICCL end				
			12:57	13:19	00:22	132 kV Choudwar-Kendrapara Traction	Interrupted due to main supply fail				
			12:57	13:26	00:29	132 kV Choudwar -TS Alloys fdr	O-C R phase tripped at TS alloys end				
			12:58	19:17	06:19	132kV ICCL- Mania fdr	Incomer Failure				
			12:58	13:31	00:33	132kV Mania -OCL fdr	Incomer Failure				
			12:59	19:18	06:19	132 kV ICCL-Salipur feeder	Incomer failure at Grid Substation, Choudwar			Incoming supply was availed on 132 kV Kendrapada-Salipur feeder at 13:28 Hrs	
			12:59	17:00	04:00	132kV Nuapatna-Arati Line	R phase E-F, Zone -1, Distance- 45-34 km, Ir- 977-7 A- At Arati end- R Phase O-C At Nuapatna end:- DP, Zone-1, R-ph to E, Dist-45.3km, If=0.977kA				
66	Jayanagar	23.05.22	15:50	16:17	00:27	132kV Railway	Zone-1,6-2km,R-G, 6-6kA	Jayanagar Tr.	00:27		0.00423589
67	Dhenkanal	24.05.22	02:36	12:47	10:11	132kV Dhenkanal- Joranda fdr	R-ph conductor snapped	Joranda Tr.	10:11		0.08487193
68	Jagatsinghpur	24.05.22	03:28	03:33	00:05	132kV Tirtol - Jagatsinghpur fdr	**At Tirtol End:-** DP relay -Zone 1, Dist-22-15 km, B-G, Ic-1-88 kA **At Jagatsinghpur End:** -NIL [lightning & thunderstorm] **At Tirtol End**:-DP relay -Zone 1,22-08 km,B-G,Ic-1-88 Ka **At Jagatsinghpur End:-** Ia-0-47kA, Ib-0-4kA, Ic-0-44kA, Zone -1, Distance 3-3km [lightning & thunderstorm]	Jagatsinghpur Jagatsinghpur Tr.	00:11	Alternate Power supply availed from cuttack end at 03:42 Hrs - The line was charged after patrolling -	0.00612491
			03:36	06:40	03:04						
69	Kesura	24.05.22	03:39	04:08	00:29	132kV Ranasinghpur feeder	Over Voltage [Heavy wind and Rain]	Kesura	00:16	Feeder tripped on Overvoltage. Weather: Heavy	0.02038699
			03:42	03:58	00:16	132kV Pratapsasan feeder					
70	Nuapatna	24.05.22	09:11	12:05	02:54	132kV Nuapatna-Arati Line	At Nuapatna end:- DP, Zone-1, R-ph to E, Dist-32.5km, If=9.96kA At Arati end:-B Phase O-C and E-F	Arati	00:31		0.00029750
			12:17	16:41	04:24		R phase E-F, Zone -1, Ir- 546-1 A- At Arati end:- B nhase E-F				
71	Chhend	24.05.22	11:24	11:44	00:20	132kV Nuagaon- Chhend fdr	Interrupted due to Incoming P-S failed-	Chhend Nuagaon Tr. Adhunik	00:20		0.01992773
			11:24	11:44	00:20	132kV Tarkera -Chhend Ckt-I	Tripped on O-C B-Phase at Tarkera				
			11:24	12:27	01:03	132kV Tarkera -Chhend Ckt-II	Tripped distance protection ,(Y, B) Phase, Zone-1, locaton=1-36 Km,IR-113, IB-4869, IC=4958, G=13				
72	Jayanagar	24.05.22	20:42	21:49	01:07	132KkV Railway	Zone-1,R-G,1-5km,F-C-9-37kA	Jayanagar Tr.	01:07		0.01051128
73	Jayanagar	24.05.22	21:06	21:12	00:06	132kV Podagada	Zone-1,7-8km,Y-G,F-C-1-5kA	Podagada Akhusinah	00:06		0.00131510
74	Kantabanji	25.05.22	11:37	12:46	01:09	132kV Kantabanji RTSS Fdr	Tripped - RECTIFICATION OF HOT SPOT AT R PHASE JUMPER AT LOC NO. 18	Kantabanji RTSS	01:09		0.00259205
75	Kendrapada	25.05.22	11:37	12:46	01:09	132kV Kendrapara - Paradeep ckt-II	Local End:- Tripped on E-F with M-R, B-PH, IB-1-5kA Remote End:-DP, Zone-1,Dist-4-97 km, B-Ph, Ib=4-303 kA				
76	Nuapatna	25.05.22	11:49	12:01	00:12	132kV Nuapatna-Arati Line	B phase O-C and E-F, Zone -1, Distance- 46-13 km, Ib- 1-547 kA- At Arati end:-Y phase O-C	Arati	00:12		0.00011516
77	Chandbali GIS	25.05.22	12:00	12:03	00:03	Olaver -Chandbali ckt-I & II	Source failure	Chandbali	00:05		0.00055731
			14:53	14:55	00:02						
78	Umerkote	25.05.22	15:34	15:45	00:11	132kV Dabugaon- Umerkote Line	Incomer failed from Dabugaon end	Umerkote	00:11		0.00391100
79	Bhawanipatna	25.05.22	16:00	19:18	03:18	132kV Kesinga Incoming	Failed from Kesinga	Bhawanipatna Lanjigarh Tr.	00:04	P-S availed from Junagarh end-	0.00145798
			19:14	19:23	00:09	132kV Bhawanipatna- Junagarh fdr	Tripped at Junagarh end-				
80	Jharsuguda	26.05.22	11:55	12:10	00:15	132kV Jharsuguda-Ultratech fdr	Dir O-C	Ultratech	00:15		0.00234599
81	Barbil	26.05.22	16:56	17:05	00:09	132kV Barbil - Bolani fdr	132KV Barbil-Joda fdr tripped due to E/F at both Barbil & Bolani Grid S/S end with following relay indications **At Barbil End:-** (B/U), FAULT CURRENT:-Ia-284.4A, Ib-450.1A, Ic-4.2kA, In-3.49kA **At Bolani End:-** E/F (Electromagnet) [Heavy Rainfall & Wind storm]	BOLANI, ARYA STEEL, BRPL,KARAKHENDRA SWITCHING S/S, NALDA, BEEKAY STEEL	00:09		0.00304490
82	Sambalpur	27.05.22	13:48	14:04	00:16	132 kV BurlaPH - Sambalpur Feeder	Tripped from Burla-PH end only.	Shyam DRI	00:21		0.00470450
			15:52	16:25	00:33						
			13:49	14:10	00:21	132 kV SDRI - Sambalpur Feeder	Tripped from SDRI end only.				
83	Lapanga	27.05.22	15:55	28.05.22 10:28:00	18:33	132kV Jharsuguda-Lapanga fdr	Dir O-C ,E-F	Aryan	01:04		0.00014720
			15:55	28.05.22 01:17:00	09:22	220kV Budhipadar- Lapanga ckt-I	Y-ph jumper snapped				
			15:55	28.05.22 01:18:00	09:23	220kV Budhipadar- Lapanga ckt-II					
			15:55	28.05.22 01:17:00	09:22	220kV Katapali - Lapanga ckt-I					
			15:55	28.05.22 01:17:00	09:22	220kV Katapali - Lapanga ckt-II					
			15:55	28.05.22 01:17:00	09:22	Auto- I					
			15:55	28.05.22 01:17:00	09:22	Auto- II					
			15:55	28.05.22 00:53:00	08:58	ICT-I					
			15:55	28.05.22 00:43:00	08:48	ICT-II					
			15:55	28.05.22 01:17:00	09:22	132kV Lapanga- Aryan fdr					
			15:55	28.05.22 10:41:00	18:46	132kV Lapanga- Burla ckt-I & II					
84	Sambalpur	27.05.22	16:25	28.05.22 09:42:00	17:17	132 kV Shyam DRI - Sambalpur Feeder	132kV System voltage very low 113kV, At 220KV sytem outage at Lapanga GSS	Shyam DRI	17:17	Tripped from SDRI end only.	0.23231272
85	Chatrapur	28.05.22	16:32	16:50	00:18	132kV Balugaon- Chatrapur fdr	Failed at Chhatrapur end due to tripping of 132kv Chatrapur-N-pur ckt-I & II because of Tower collapsed at Loc no-15 of N-pur-Chptr Line-	Balugaon Solari Tr. Chhatrapur Rambha Tr. Ganjam Grasim	00:18 00:27		0.03448183
			16:32	16:50	00:18	132kV Solari traction feeder					
			16:32	29.05.22 03:39:00	36:33	132kV Chatrapur-IRE-1 ckt	O-C(B Phase), with M-R Z-1, IR=0-04kA, IY=0-06A, IB=3-4kA				
			16:32	16:59	00:27	132kV Chhatrapur-Ganjam Feeder	Power Supply Failure for Chatrapur end				
			16:32	17:20	00:48	132kV Chatrapur-Narendrapur Ckt-1	O-C(B Phase), E-F with M-R Z-1, Dist=2-68km, IR=64A, IY=214A, IB=2157A, IG=2360A			At 17:20hrs charged and it tripped immediately.After patrolling it was found that chatrapur DC line 15 no tower collapsed due to kalabaisakhi storm	
			17:20	24.05.22 09:17:00	640:45		Tripped on distance fault,(MiconP444) C to N ,Zone-I ,Dist-9.801Km ,Ia-65.09amp ,Ib-244.2Amp ,Ic-3.546KAmp.At Chatrapur end:C to G, zone I,Dist-2.68km,Ia-64amp,Ib-214amp,Ic-2157amp,Ig-2360amp [chatrapur DC line 15 no tower collapsed due to kalabaisakhi storm]				
			16:32	24.06.22 09:17:00	640:45	132kV Narendrapur-Chatrapur Ckt-II	Tripped on distance fault,(SEL311C) A-B Trip ,Zone-I ,Dist-9.27Km ,Ia-5076Amp ,Ib-4726Amp ,Ic-357Amp.At Chatrapur end:ABC trip,Dist-6.08km,Ia-278.2amp,Ib-422.6amp,Ic-337.3amp				
86	Nuapatna	28.05.22	19:43	29.05.22 13:33:00	17:50	132kV Nuapatna- Khajuriakata-Denkhanal 'T' Line	Y phase E-F [Y phase CT was burst at Nuapatna end]	Khajuriakata	00:15	The line was charged after installation of new CT-	0.00148757
			19:43	19:58	00:15	132kV Meramundali- Khajuriakata fdr	Y-ph CT burst				
87	Barpali	29.05.22	11:31	11:36	00:05	132kV Barpali- Bolangir fdr	Source failure	Barpali Dungripali Tr.	00:05		0.00287213
			11:31	11:36	00:05	132kV TRF-1					
			11:31	11:36	00:05	132kV TRF-2					
			11:31	11:36	00:05	132kV RTSS fdr					
88	Sadaipali	29.05.22	15:34	16:00	00:26	132 kV Sadaipali-Patanagarh Ckt.-2	Tripped on operation of Distance Protection relay.	Patnagarh Padampur Nuapada Nuapada Tr.	00:26		0.02589699
			15:34	16:00	00:26	132 kV Sadaipali-Patanagarh Ckt.-1	tripped On operation of of B/U O/C & E/F Relay.				
			15:34	16:00	00:26	132 kV Nuapada-padampur line	Tripped from Bolangir side [Lightening and heavy rain]				
			15:34	16:00	00:26	132kV Padampur-Patnagarh Line					
89	Chandikhole	30.05.22	01:10	03:46	02:36	132kV Chandikhol -Jajpur Road Ckt-1	Tripped with DP relay, Zone-1, R-Ph, 12km	Chandikhole	00:15	P-S was availed from Kendrapara end at 01:25Hrs, Dt- 30-05-2022	0.01038630
90	Tusura	30.05.22	15:05	15:07	00:02	132kV Tusura -Balangir	Tripped	Tusura, ACME Saintala	00:02	Rest and charged. found healthy.	0.00056701
91	Kesinga	30.05.22	15:08	15:23	00:15	132kV Saintala -Balangir	O-C, Y-ph & B-ph, Ib=1.71kA, Iy=1.5kA	Tusura, ACME Saintala	00:15		0.00425258
92	Jharsuguda	31.05.22	08:21	08:55	00:34	132 kV Jharsuguda- Budhipadar ckt-2	B-phase CT Brust	Ultratech	01:16		0.01188635
			08:21	09:37	01:16	132 kV Jharsuguda- Budhipadar ckt-1	Dir O-C				
			08:21	09:37	01:16	132kV Jharsuguda-Ultratech fdr					
93	Bhadrak	31.05.22	18:42	19:11	00:29	132kV Bhadrak - DPCL ckt-I fdr	**At Bhadrak End:-** R Ph to E, Zone-1, Active Group-1, Fault Duration-121.7 ms, Dist-49.60km, Ia-1.649kA, Ib-15.18A, Ic-14.04A, Rf-3.227Ω	DPCL	00:29		0.00403771

AUTO TRANSFORMER LOADING FOR THE MONTH OF MAY'2022

Name of the 220 kV Sub-Station (Feeding Sub-stations/Feeders)	Capacity	Drawal details						REMARKS
		Maximum			Minimum			
	MVA	MW	Day	Time	MW	Day	Time	
ATRI	2x160	102.04	28th May 2022	22:00	0.44	24th May 2022	03:30	
{ Banki, Khurda, Chandpur & Argul}		102.12	28th May 2022	22:00	0.40	24th May 2022	03:30	
ASKA NEW	2x160	112.36	23rd May 2022	16:30	0.40	1st May 2022	18:00	
		107.60	7th May 2022	16:00	0.40	1st May 2022	18:00	
BALASORE 220/132 KV	3x160	66.88	28th May 2022	21:30	13.16	3rd May 2022	18:15	
{ Balasore, Birla Tyre(I), Ispat Alloy(I),		66.80	28th May 2022	22:15	13.28	3rd May 2022	19:00	
Jaleswar, Jaleswar(T)}		65.80	28th May 2022	21:15	12.84	3rd May 2022	18:15	
BARGARH 220/132 kV	1x100	75.28	2nd May 2022	08:15	0.16	24th May 2022	10:00	
	1x160	59.40	6th May 2022	11:15	0.08	22nd May 2022	21:30	
BHADRAK 220/132 KV	1x100	44.08	18th May 2022	22:45	2.56	3rd May 2022	19:15	
{Bargarh, Ghensh}	1x160	75.48	5th May 2022	02:15	4.80	3rd May 2022	19:15	
	1x160	75.96	5th May 2022	02:15	5.00	3rd May 2022	19:15	
BHANJANAGAR 220/132 KV	1x160	52.40	21st May 2022	15:30	0.92	1st May 2022	18:00	
{ Bhanjanagar, Aska, Phulbani,	1x160	48.56	21st May 2022	11:30	0.48	1st May 2022	18:00	
BIDANASI 220/132 KV	1x100	43.84	17th May 2022	12:45	0.52	3rd May 2022	19:45	
{Bidanasi, Khurda }	1x100	43.44	17th May 2022	12:45	0.44	3rd May 2022	19:45	
	1x160	62.00	17th May 2022	12:45	0.48	3rd May 2022	19:45	
BOLANGIR (SADAIPALLI) 220/132 KV	2x160	93.20	7th May 2022	17:15	10.16	25th May 2022	11:15	
		93.20	7th May 2022	17:15	10.16	25th May 2022	11:15	
{ Bolangir, Patnagarh, Sonepur,		97.68	7th May 2022	17:15	10.68	25th May 2022	11:15	
BUDHIPADAR 220/132 KV	2x160	110.88	27th May 2022	16:30	17.16	23rd May 2022	23:00	
{ Jharsuguda, Jharsuguda Tr,		115.36	27th May 2022	16:30	17.92	23rd May 2022	23:00	
CHANDAKA 220/132 KV	1x100	73.80	20th May 2022	14:15	4.88	24th May 2022	03:30	
{ Chandaka, Bhubaneswar, Nimapada,	1x160	128.48	20th May 2022	14:15	8.80	24th May 2022	03:30	
Ransinghpur, Puri,Kesura, Kaipadar Tr.	1x100	80.32	20th May 2022	14:15	17.16	22nd May 2022	03:00	
}	1x160	123.84	20th May 2022	14:15	8.20	24th May 2022	03:30	
CUTTACK	1x160	95.60	2nd May 2022	14:00	2.00	24th May 2022	03:30	
	1x100	64.96	23rd May 2022	18:45	1.04	24th May 2022	03:30	
DUBURI 220/132 KV	1x160	93.68	21st May 2022	11:45	22.72	30th May 2022	01:15	
{Duburi, Bamnipal(I), BRPL, MESCO,	1x160	UNDER SHUT DOWN						
Jajpur Road, Kalarangi, Jajpur Town}	1x160	57.12	21st May 2022	11:45	13.68	30th May 2022	01:15	
GODA	1x160							
	1x160							
Gunupur	1x160							
	1x160							
JAYAPATNA 220/132 KV.								
JAYANAGAR 220/132 KV.	1x160	67.32	22nd May 2022	23:15	5.28	3rd May 2022	18:00	
[Damanjodi(NALCO), Traction S/Ss,	1x160	67.00	22nd May 2022	23:15	5.32	3rd May 2022	18:00	
JODA 220/132 KV	1x160	70.08	3rd May 2022	08:15	14.60	3rd May 2022	16:30	*"*" - Alternate P/S*
{ Joda,Tensa, FAP(I), Bolani(I), Nalda	1x160	71.56	3rd May 2022	08:15	14.76	3rd May 2022	16:30	*from Kuchei.*
*Tr.,Polasponga, *Rairangpur, Bhalulata*	1x160	54.84	20th May 2022	21:30	14.88	21st May 2022	17:45	
KATAPALI 220/132 KV	1x100	34.44	28th May 2022	05:30	0.04	2nd May 2022	23:45	*Supported by Burla*
{Chipilima,Bargarh, ACC,Sonepur &	1x100	34.28	28th May 2022	06:00	0.04	4th May 2022	02:00	*& Chipilima power.*
Katapali area load.}	1x160	51.92	28th May 2022	05:30	0.04	9th May 2022	00:45	
KESINGA	2x160	86.93	22nd May 2022	21:15	1.23	20th May 2022	09:30	
		87.78	22nd May 2022	21:15	1.03	20th May 2022	09:30	
LAPANGA	2x160	81.16	27th May 2022	15:00	5.72	23rd May 2022	23:00	
{Kuchinda, Aryan Viraj, Shyam		81.12	27th May 2022	15:00	5.72	23rd May 2022	23:00	
MERAMUNDALI 220/132 kV	3x100	58.40	21st May 2022	15:00	0.04	24th May 2022	04:45	
{Meramundali Traction, Dhenkanal,		56.80	21st May 2022	15:00	0.08	24th May 2022	04:45	
Navchrome(I), Hind Metal, Aarti,BRG}		0.00	1st May 2022	00:00	0.00	1st May 2022	00:00	
Mendhasal *{ Part area load of Khurda*	2x100	48.65	19th May 2022	14:45	1.34	24th May 2022	03:30	
S/S}		45.83	19th May 2022	14:45	1.45	24th May 2022	03:30	
NARENDRAPUR 220/132KV	2x160	121.24	12th May 2022	12:15	7.40	28th May 2022	16:45	
{ Narendrapur, NarendrapurTr,		99.84	6th May 2022	11:45	7.20	28th May 2022	16:45	
Berhampur, Chhatrapur, Ganjam,	1x100	67.84	12th May 2022	12:15	3.64	28th May 2022	16:45	
PARDEEP 220/132 KV	1x100	63.20	10th May 2022	21:45	8.04	3rd May 2022	21:00	
{ Paradeep, Kendrapada, Pattamundai,	1x160	103.12	10th May 2022	21:45	13.48	3rd May 2022	21:00	
Chandikhol, Cuttack, Jagatsinghpur,	1x160	96.16	10th May 2022	21:45	14.04	3rd May 2022	20:45	
Pratapsasan	1x160							
TARKERA 220/132 KV	1x100	71.44	26th May 2022	15:30	2.40	21st May 2022	19:15	
[Rourkela, Rourkela Tr.,RSP(I),	1x100	72.88	26th May 2022	14:45	3.32	21st May 2022	19:15	
Chhend , Adhunik Metal, Rajgangpur,	1x100	67.80	17th May 2022	15:00	2.36	21st May 2022	19:15	
OCL(I), Rajgangpur Tr.]	1x100	71.40	26th May 2022	14:45	3.36	21st May 2022	19:15	
THERUVALLI 220/132 KV.	1x100	40.88	25th May 2022	19:45	4.16	23rd May 2022	11:30	*Rayagada &*
{Theruvali, IMFAL(I), JK(I), Junagarh,	1x100	35.72	1st May 2022	00:00	3.60	23rd May 2022	11:30	*Paralakhemundi can be*
Kesinga,Powmex(I), Rayagada, }	1x160	67.08	25th May 2022	19:45	4.96	23rd May 2022	13:15	*fed from Machhkund system.*
TTPS 220/132 KV	1x160							
{ Chainpal, FCI (I), Angul, MCL	1x160							
SAMANGARA	2x160							
{ Puri, Nimapara & Konark}								

STATEMENT OF UFR OPERATION IN GRIDCO SYSTEM DURING THE MONTH OF MAY-2022											
Sl.No	UFR Stage	Name of S/S	Name of feeder	Voltage level KV	Tripping details		Load Relief in MW	Restoration details		Duration of interruption in Minutes	Remarks
					Date	Time		Date	Time		
Nil											

MAJOR EVENT FOR THE MONTH OF MAY- 2022		
Sl. No	**Date**	**Details of event**
1	06-05-2022	At 14:35 hr, 2x 4.5MW Units of KIPL SHEP was synchronized with Bargarh Main Canal at Hirakud Dam.
2	25-05-2022	At 13:39 hr, 132/33kV 20MVA TRF-1 was charged at 132/33kV Grid S/s G.Udayagiri.
3	19-05-2022	At 12:29 hr and at 12:44 hr, 220kV Pandiabil PG- Pratapsasan ckt-I & II were chaged from Pandiabil end respectedly.
	25-05-2022	At 11:57 hr, 220kV Pandiabil PG- Pratapsasan ckt-I & II were chaged Pratapsasan end.
4	31-05-2022	At 21:09 hr, 132kV Transformer Bay at 132kV LILO Solar Sw. station, Saintala was charged.