SYSTEM PERFORMANCE REPORT

JANUARY'2023

SLDC, OPTCL
BHUBANESWAR – 17

CONTENTS

Sl. No.	DESCRIPTION	PAGE
1	SINGLE LINE SCHEMATIC DIAGRAM OF GRIDCO NETWORK	1
2	SUMMARY REPORT	3
3	GENERATION CAPACITY OF GRIDCO, CENTRAL SECTOR GENERATION & CPPs	4
4	DAILY ENERGY GENERATION, EXCHANGE AND DEMAND	7
5	PERFORMANCE OF GENERATORS & ISGS DRAWAL	7
6	GENERATION SHARING & AVG. DEMAND CURVE	8
7	COMPARISON OF SYSTEM DEMAND WITH PREVIOUS YEAR	9
8	MONTHLY GENERATION OF STATE GENERATORS, IPP& CPP	10
9	DAILY GENERATION SHARING DURING PEAK DEMAND	11
10	RESERVOIR LEVEL OF DIFFERENT HYDRO POWER STATIONS	12
11	VOLTAGE PROFILE (220 kV / 132kV)	15
12	MONTHLY FREQUENCY PROFILE	18
13	FREQUENCY DISTRIBUTION	18
14	MONTHWISE % OF TIMES FREQ. WITHIN STD. BAND (49.50 TO 50.05 Hz)	17
15	MONTHLY FREQ. WITHIN STANDARD BAND & ABOVE (2012-14, 2015 - 16, 2016 - 17)	17
16	LOAD DATA OF GRID SUB STATIONS	19
17	SYSTEM DISTURBANCES	23
18	AUTO TRANSFORMER LOADS	26
19	STATEMENT OF UFR OPERATION	27
20	MAJOR EVENTS	28

SCHEMATIC DIAGRAM OF OPTCL NETWORK (400/220kV)

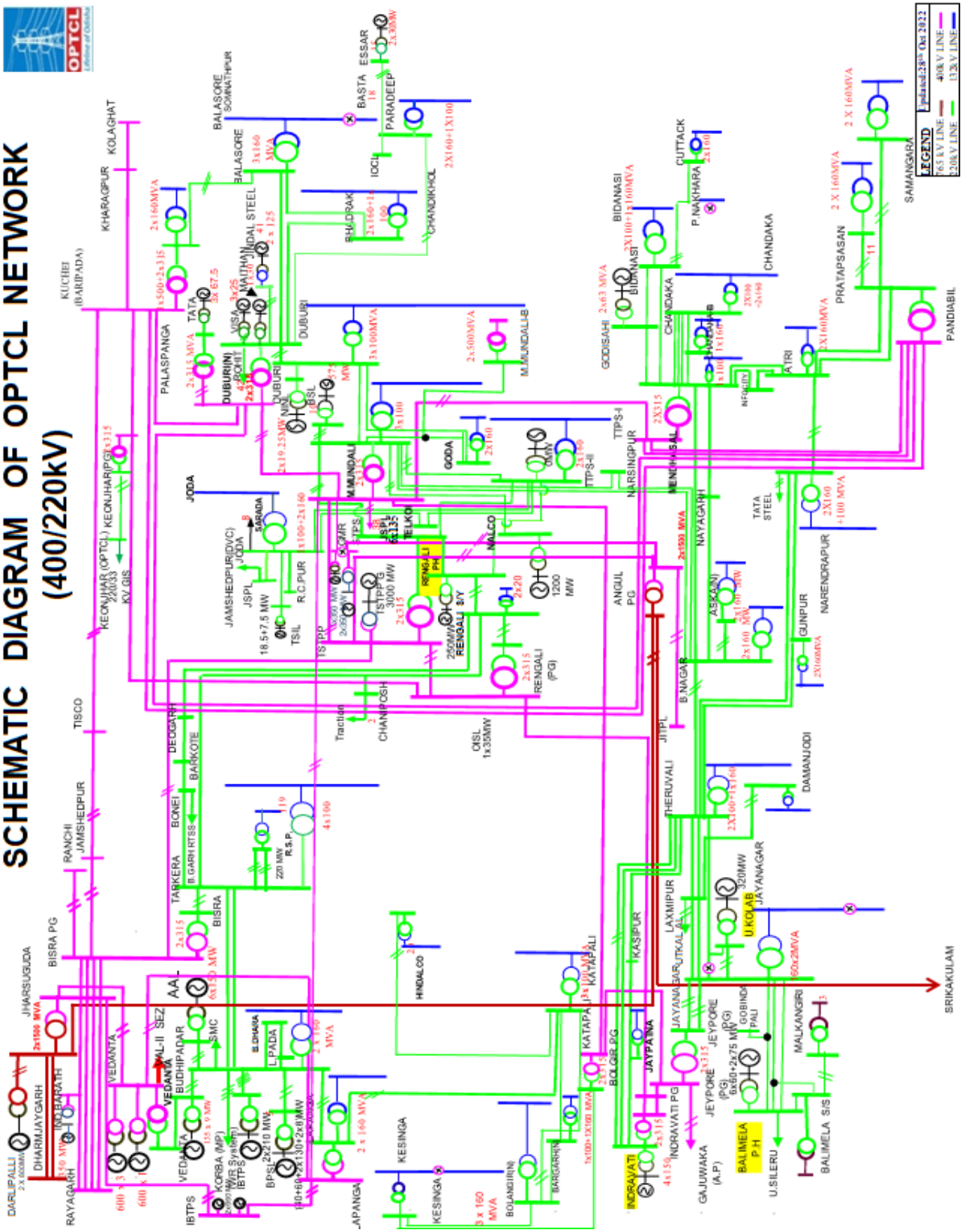

SCHEMATIC DIAGRAM OF OPTCL NETWORK (132kV)

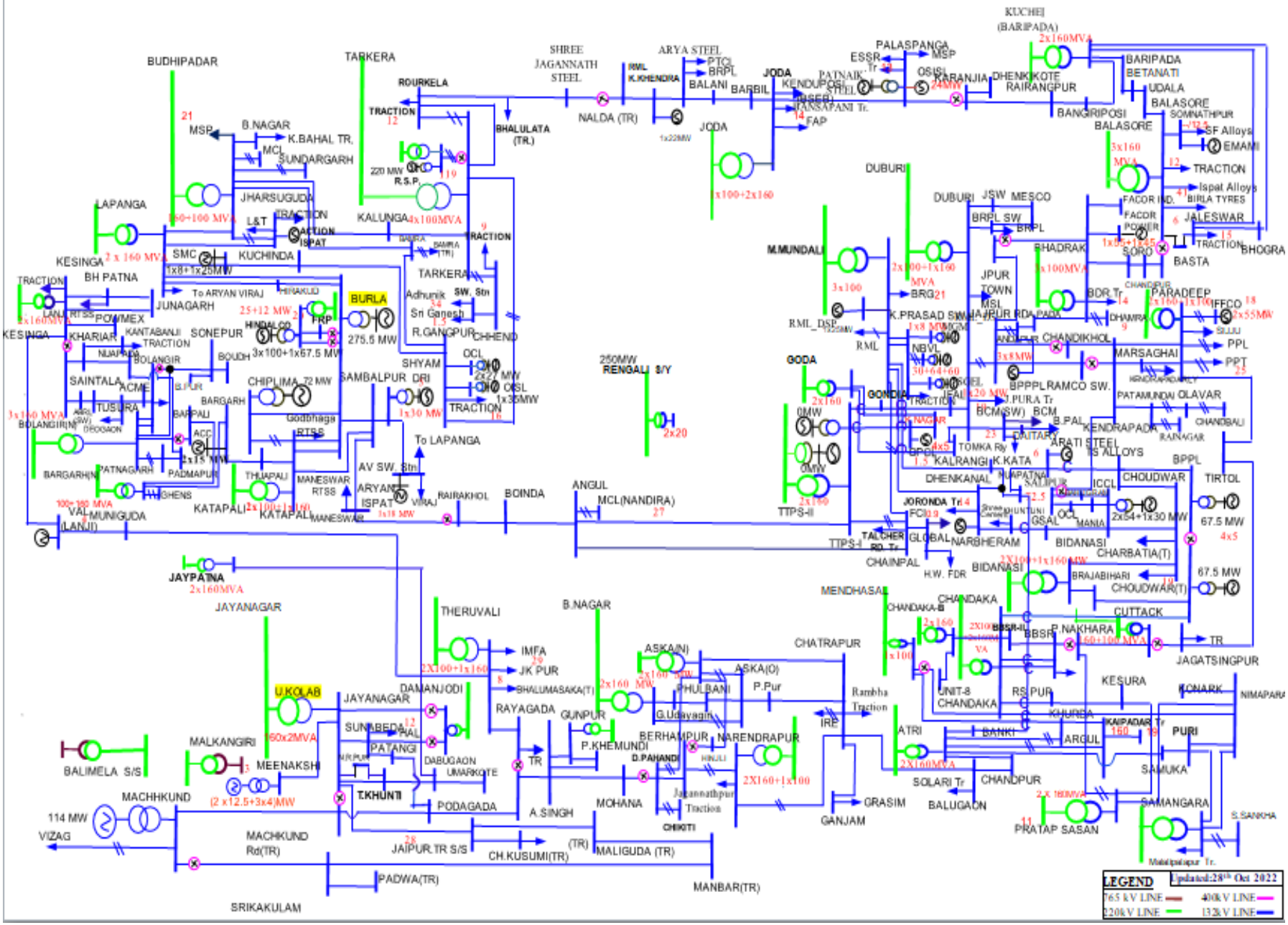

SUMMARY REPORT FOR JANUARY- 2023

A. Voltage Profile

			Date & Time	Location
220 KV				
	Maxm. -	244.39 kV	18.01.2023 15:00Hrs	Malkangiri
		>240 KV		Balimela, Laxmipur, Jayanagar, Malkangiri, Theruvali
	Minm. -	204.55 kV	06.01.2023 15:45 Hrs	Tarkera
		< 200 KV		Nil.
132 KV	Maxm. -	146.41 kV	14.01.2023 01:00 Hrs	Khariar
		>145 KV		Khariar
	Minm. -	100.69KV	13.01.2023 10:45 Hrs	Kantabanji
		< 120 KV		Bargarh, Khariar, Kantabanji, Nuapada

B. Frequency Profile

		Date & Time
Maxm. -	50.49 Hz	23.01.23 17:03 Hrs.
Minm. -	49.40 Hz	09.01.23 14:45 Hrs.
Average -	49.99 Hz	

% of time the freq. is within 49.9 Hz to 50.05 Hz (IEGC band) - 59.61%

% of time the freq. is > 50.05 HZ - 26.70%

% of time the freq. is ≤49.9 HZ - 13.69%

% of time the freq.is < 48.5 HZ - 0.00%

C. Demand Profile

Peak System Demand	5042.12 MW	At 20:00 Hrs on 23.01.23
Minimum System Demand	2861.72 MW	At 12:00 Hrs on 17.01.23
Average System Demand	3688.29 MW	

D. Major events

Sl. No	Date	Details of event
1	06-01-2023	At 14:45hrs, 132/33kV 20MVA Power TRF-II was charged at 220/132/33KV GSS, Aska New.
2	09-01-2023	At 20:57hrs and at 21:03hrs, 220kV TTPS-Kaniha line & 220kV Rengali PH-Kaniha Line were charged respectively after diversion work.
3	11-01-2023	At 12:32hrs, 24MW Unit of M/S Orissa Spong Iron & Steel Limited, Polasponga having 33kV dedicated line connected to 132/33kV GSS, Polasponga was re-energized.
4	15-01-2023	At 14:46hrs, 132kV Barbil-Kamanda line was charged from location no-119 to Kamanda end.
5	16-01-2023	At 14:52hrs, 132kV Switching Station Kutra was charged along with 132kV LILO connectivity from 132kV Kuchinda-Rajgangpur SC line to Kutra.
6	16-01-2023	At 15:23hrs, 132kV Kutra-M/S Shiva Cement SC line was charged.
7	18-01-2023	At 14:28hrs, 132/33kV 20MVA Power TRF-II was charged at 132/33KV GSS, Chandipur.
8	18-01-2023	At 17:53hrs, 132kV LILO Sw. Station near M/S Ultratech Cements Ltd was charged at Khamarnuagaon, Khuntuni with 132kV LILO arrangement from 132kV Arati steel-T.S.Alloys line.
9	23-01-2023	At 09:31hrs, 12.5MW Solar Power Plant was charged at 33kV level in 132/33kV switchyard of M/S ABREL having connectivity at 132kV with LILO switching station Saintala.
10	24-01-2023	At 18:17hrs, 220kV switchyard at 220/132/33kV GSS, Bamra was charged having LILO connectivity with 220kV Budhipadar-Tarkera Ckt-II.
11	24-01-2023	At 18:45hrs, 220/132kV 160MVA Auto TRF No-I was charged at 220/132/33kV GSS, Bamra.
12	25-01-2023	At 16:44hrs, 220/132/33kV GSS, Kuarmunda was charged having LILO connectivity with 220kV Budhipadar-Tarkera Ckt-I.
13	25-01-2023	At 16:54hrs, 220/132kV 160MVA Auto TRF No-II was charged at 220/132/33kV GSS, Kuarmunda.
14	25-01-2023	At 18:04hrs, 132/33kV 40MVA Power TRF-I was charged at 220/132/33KV GSS, Kuarmunda.
15	27-01-2023	At 14:11hrs, 19.5MW TG-I of CGP of M/S NINL, Duburi was synchronised(re-enerziged) with OPTCL network of 220/132/33KV GSS,Duburi(old) through 220kv Duburi(old)-NINL feeder.

GENERATION CAPACITY

STATE SECTOR GENERATION **All Figures in MW**

SL.NO.	NAME OF POWER STATION	INSTALLED CAPACITY		FIRM POWER (MW)
1	O.H.P.C.			
	HIRAKUD POWER STATION			
	(a)BURLA	2x49.5 = 99 2x32 = 64 2x43.65 =87.3 1x37.5 = 37.5	287.8	134
	(b)CHIPLIMA	3x24	72	
	BALIMELA POWER HOUSE	6x60 + 2x75	510	135
	RENGALI POWER HOUSE	5x50	250	60
	UPPER KOLAB POWER HOUSE	4x80	320	95
	INDRAVATI POWER HOUSE	4x150	600	224
	MACHHKUND POWER HOUSE (Orissa Share 50%)	3x17 = 51.00 3x23= 69	60	60
	TOTAL HYDRO (A)	**2099.8**		
2	O.P.G.C.			
	IB TPS	2x210 = 420	342.09 (Auxilliary 9.5 %, Avalability 90%)	342.09 (Auxilliary 9.5 %, Avalability 90%)
	IB TPS-Stage-II	2x660 = 1320	833.085 (Share 75%, Auxilliary 6.25 %,	835.312 (Share 75%, Auxilliary 6.25 %, Avalability 90%)
	TOTAL THERMAL (B)	**1740**		

CENTRAL SECTOR GENERATION

SL.NO.	NAME OF POWER STATION	INSTALLED CAPACITY	OPTCL'S SHARE OF INSTALLED CAPACITY 0N REALTIME BASIS.		AUX. CONS.	% AGE AVAILABILITY (excluding UA)
			% age	MW	%	%
1	CHUKHA (BHUTAN)	4 x 84 = 336 (Considering 270 MW, total availability)	15.19	41.00		85
2	TALA HEP (BHUTAN)	6 x 170 = 1020	4.25	43.40		
3	FARAKKA (WEST BENGAL)*	3 x 200 = 600 2 x 500 = 1000 1 x 500 = 500	- 16.62	- 83.10	7.5	85
4	KAHALGAON (BIHAR)*	4 x 210 = 840	-	-	-	-
		3 x 500 = 1500	2.05	39.30	9	62.11
5	TSTPP, KANIHA (ORISSA)	2 x 500 = 1000	31.8	318.00	7.5	85
		4 x 500 = 2000	10	200.00	7.5	
6	TEESTA HEP (SIKKIM)	3 x 170 = 510	20.59	105.00		85
7	MANGDECHU HEP, BHUTAN	4x180	10.97	78.98		
8	MTPS (Mujafarpur) (BIHAR)	2x195	-	-		
9	DARLIPALI STPS	2X800	58.82	941.18		
		TOTAL ISGS		**1849.96**		

GRAND TOTAL, (A) + (B) + (C) = 5689.76

Firm power for OHPC stations has been computed as per design energy of the stations approved by CEA. Firm availability of State Thermal as per CERC /OERC nerms. ISGS share of power is as per CGS power allocation sheet of CEA as on 01.07.2013.

*** Odisha Share in FSTPS I & II and in KHTPS I surendered (346 MW) by Odisha and reallocated to Gujarat wef 00:00Hrs of 04.09.2021.**

CAPACITY OF IPP, CPP, SMALLL HYDRO & RENEWABLE

Sl.No	POWER STATION	INSTALLED CAPACITY	TOTAL	TYPE	VOLTAGE LEVEL
IPP & SMALL HYDRO					
1	MEENAKSHI POWER LTD.	3 X 4 + 2 X 12.5	37	SMALL HYDRO	132 kV
2	ORISSA POWER CONSORTIUM LTD.	4 X 5	20	SMALL HYDRO	132 kV
3	VEDANTA LTD., JHARSUGUDA(IPP)	1 X 600	600	THERMAL	400kV
4	GMR KAMALANGA ENERGY LTD.	3 X 350	1050	THERMAL	400kV
5	NBVL (MERAMUNDALI)	1 X 60=60	60	THERMAL	132 kV
6	JITPL			THERMAL	400kV
7	BPPPL	3X8=24	24	SMALL HYDRO	132kV
8	SAPTADHARA SHEP	3X6=18	18	SMALL HYDRO	33kV
9	KAKATIYA	1 X 4.5	4.5	SMALL HYDRO	33kV
		TOTAL	**1813.5**		
CPP					
1	AARATI STEEL GHANTIKHAL	1 X 40 + 1 X 50	90	THERMAL	132 kV
2	ACC, BARGARH	1 X 30	30	THERMAL	132 kV
3	ACTION ISPAT & POWER PVT. LTD.	1 X 12 + 1 X 25 + 1 X 43	80	THERMAL	132 kV
4	ARYAN ISPAT & POWER PVT. LTD.	1 X 18	18	THERMAL	132 kV
5	ADITYA ALUMINIUM Ltd	6X 150	900	THERMAL	220 kV
6	BHUBANESWAR POWER PVT. LTD.	2 X 67.5	135	THERMAL	132 kV
7	BHUSAN STEEL LTD.,MERAMUNDALI	1 X 33+1 X 77+ 2 X 150+2 X 165	740	THERMAL	220 kV
8	BHUSAN POWER & STEEL LTD,	1X60 + 1X40 +3X130 + 2 X 8	506	THERMAL	220 kV
9	EMAMI PAPER MILLS.	1 X 15 + 1 X 5	20	THERMAL	132 kV
10	ESSAR POWER LTD	2x30	60	THERMAL	220 kV
11	FACOR POWER	1X 45	45	THERMAL	132 kV
12	HPCL(HINDALCO),(HIRAKUD)	1 X 67.5 + 4 X 100	467.5	THERMAL	132 kV
13	IMFA(CHOUDWAR)	2 X 54 + 1 X 30 + 2 X 60	258	THERMAL	132 kV
14	IFFCO (PARADEEP)	2 X 55	110	THERMAL	132 kV
15	JINDAL STAINLESS LTD., DUBURI	2 X 125 + 1 X 13	263	THERMAL	220 kV
16	JINDAL STEEL & POWER LTD., ANGUL	6 X 135	810	THERMAL	400 kV
17	NINL (DUBURI)	2 X 19.25 + 1 X 24	62.5	THERMAL	220 kV
18	MAHAVIR FERRO ALLOYS PVT. LTD.	1 X 12	12	THERMAL	33 kV
19	MGM MINERALS LTD, DHENKANAL.	1 x 8	8	THERMAL	132 kV
20	MSP METTALLICS LTD.	1 X 25	25	THERMAL	132 kV
21	NALCO(ANGUL)	10 X 120	1200	THERMAL	220 kV
22	NALCO(DAMANJODI)	18.5 X 4	74	THERMAL	132 kV
23	NARBHERAM POWER & STEEL PVT. LTD.	1 X 8	8	THERMAL	132 kV
24	NBVL (MERAMUNDALI)	1 X 30 + 1X 64	94	THERMAL	132 kV
25	OCL INDIA LTD., RAJGANGPUR	2 X 27	54	THERMAL	132 kV
26	OISL, RAJGANGPUR	1 X 35	35	THERMAL	132 kV
27	ORISSA SPONGE IRON & STEEL LTD.	1 X 24	24	THERMAL	132 kV
28	PATTANAIK STEEL, (KEONJHAR)	1 X 15	15	THERMAL	33 kV
29	RATHI STEEL & POWER LTD. (Katapalli)	1 X 20	20	THERMAL	33 kV
30	RSP(ROURKELA)	2 X 60 + 4 X 25	220	THERMAL	220 kV
31	RML, DSP, DHENKANAL	1 X 25	25	THERMAL	33 kV
32	SEVEN STAR STEELS LTD.	1 X 8	8	THERMAL	33 kV
33	SMEL, (PANDOLI, SAMBALPUR)	3 X 30	90	THERMAL	132 kV
34	SMC POWER GENERATION LTD.	1 X 8 + 1 X 25	33	THERMAL	132 kV
35	SREE GANESH	1 X 32	32	THERMAL	132 kV
36	TATA SPONGE IRON (JODA)	1 X 18.5 + 1 X 7.5	26	THERMAL	220 kV
37	TATA POWER & STEEL, (K NAGAR)	2 X 67.5	135	THERMAL	220 kV
38	UTKAL ALUMINA, LAXMIPUR	3x30	90	THERMAL	220 kV
39	VEDANTA LTD.(SEZ),JHARSUGUDA	3 X 600	1800	THERMAL	400 kV
40	VEDANTA (JHARSUGUDA))	9 X 135	1215	THERMAL	220 kV
41	VEDANTA (LANJIGARH)	3 X 30	90	THERMAL	132 kV
42	VISA STEEL LTD., (NEW DUBURI)	3 X 25	75	THERMAL	220 kV
43	YAZDANI STEEL & POWER.	1 X 10	10	THERMAL	33 kV
		TOTAL	**10013**		

RENEWABLE PROJECTS

Sl.No	POWER STATION	INSTALLED CAPACITY	TOTAL	TYPE		CONNECTIVITY VOLTAGE
1	ABACUS HOLDINGS PVT. LTD, SONEPUR	1 MW	1	SOLAR		11 KV
2	AFTAAB SOLAR PVT. LTD. ,BOLANGIR (N)	5 MW	5	SOLAR		33 KV
3	ALEX GREEN ENERGY PVT LTD. PATNAGARH	5 MW	5	SOLAR		33 kV
4	JAY IRON & STEEL, BAMARA	1 MW	1	SOLAR		11 KV
5	J.K. PAPER LTD., THERUVALI	25 MW	25	BIOMASS		132 KV
6	M.G.M. GREEN ENERGY., CHANDPUR	1 MW	1	SOLAR		11 KV
7	MOLISATI VINIMAY PVT. LTD. BARKOTE	1 MW	1	SOLAR		11 KV
8	OCL SOLAR, SALIPUR	2.5 MW	2.5	SOLAR	SELF	132 kV
9	OCL SOLAR, SALIPUR	10 MW	10	SOLAR	SELF	11 kV
10	VIVACITY R.E PVT. LTD , CHANDPUR	1 MW	1	SOLAR		11 KV
11	RAAJRATNA ENERGY PVT. LTD. BOLANGIR (N)	1 MW	1	SOLAR		11 KV
12	S. N. MOHANTY, BARANGA, CHANDAKA	1 MW	1	SOLAR		11 KV
13	SHALIVAHAN GREEN ENERGY LTD.	20 MW	20	BIOMASS		132 KV
14	MAHAVIR FERRO ALLOYS (SOLAR), BANEI	1 MW	1	SOLAR		33 KV
15	MCL, BURLA, KATAPALI	2 MW	2	SOLAR	SELF	11 kV
16	ACME SOLAR, MURSING, BOLANGIR-SAINTALA	25 MW	25	SOLAR		132 kV
17	GEDCOL, MANMUNDA, SONEPUR	20 MW	20	SOLAR		33 kV
18	JYOTI SOLAR SOLUTIONS(P) LTD	10 MW	10	SOLAR		33 kV
19	SADIPALI SOLAR	20 MW	20	SOLAR		33 kV
20	BEL, SAINTALA	7.5 MW	7.5	SOLAR		132 kV
21	DAKSHIN ODISHA URGA PVT. LTD, PADMAPUR	40 MW	40	SOLAR		132 kV
22	VENTO POWER& ENERGY LTD, Dendugoda, KESINGA	2x40 MW	80	SOLAR		132 kV
23	VENTO POWER& ENERGY LTD, Tusara	2x40 MW	80	SOLAR		132 kV
24	VENTO POWER& ENERGY LTD, Tentulikhunti	1x40 MW	40	SOLAR		132 kV
25	IMFA SOLAR, Theruvali	4.5 MW	4.5	SOLAR	SELF	33 kV
26	ADITYA BIRLA RENEWABLES LTD, BOUDH	25 MW	25	SOLAR		
27	ADITYA BIRLA RENEWABLES LTD, BARGARH(N)	25 MW	25	SOLAR		33 kV
28	ADITYA BIRLA RENEWABLES LTD, SAINTALA	25 MW	25	SOLAR		132 kV
		TOTAL	**479.5**			
	GRAND TOTAL (SMALL HYDRO,IPP & CPP)		**17995.76**			

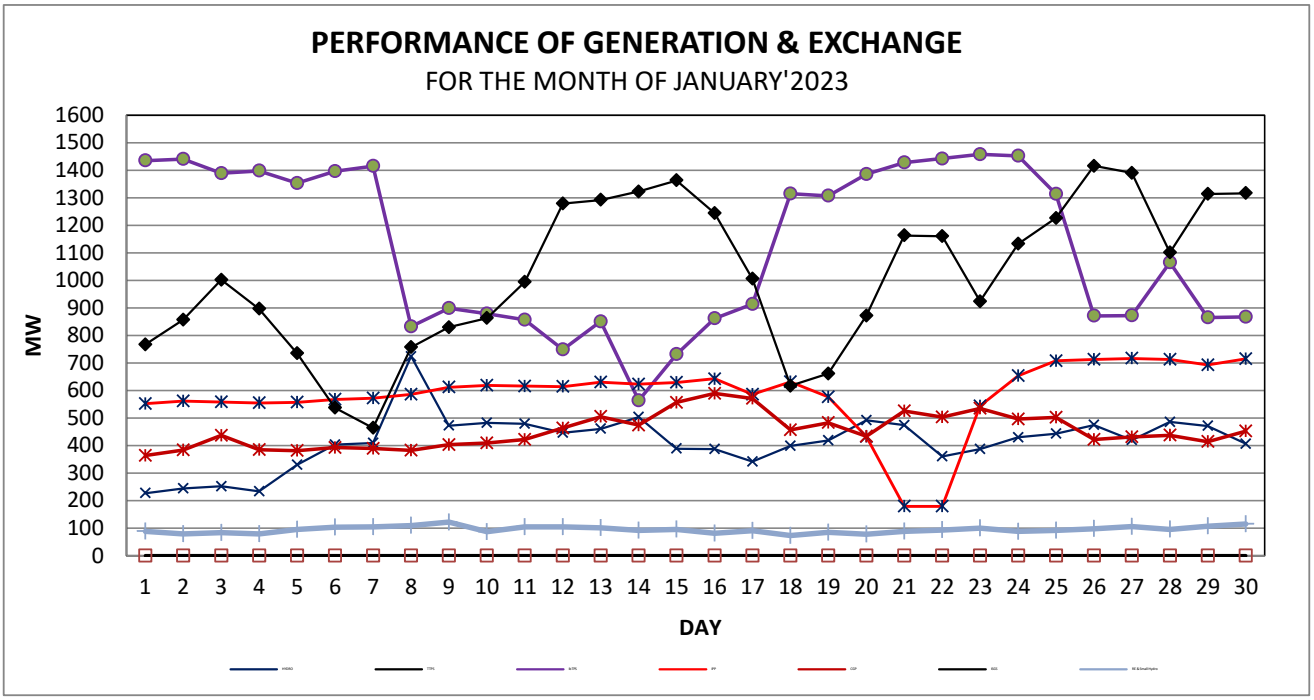
PERFORMANCE OF GENERATION & EXCHANGE
FOR THE MONTH OF JANUARY'2023
MW
DAY

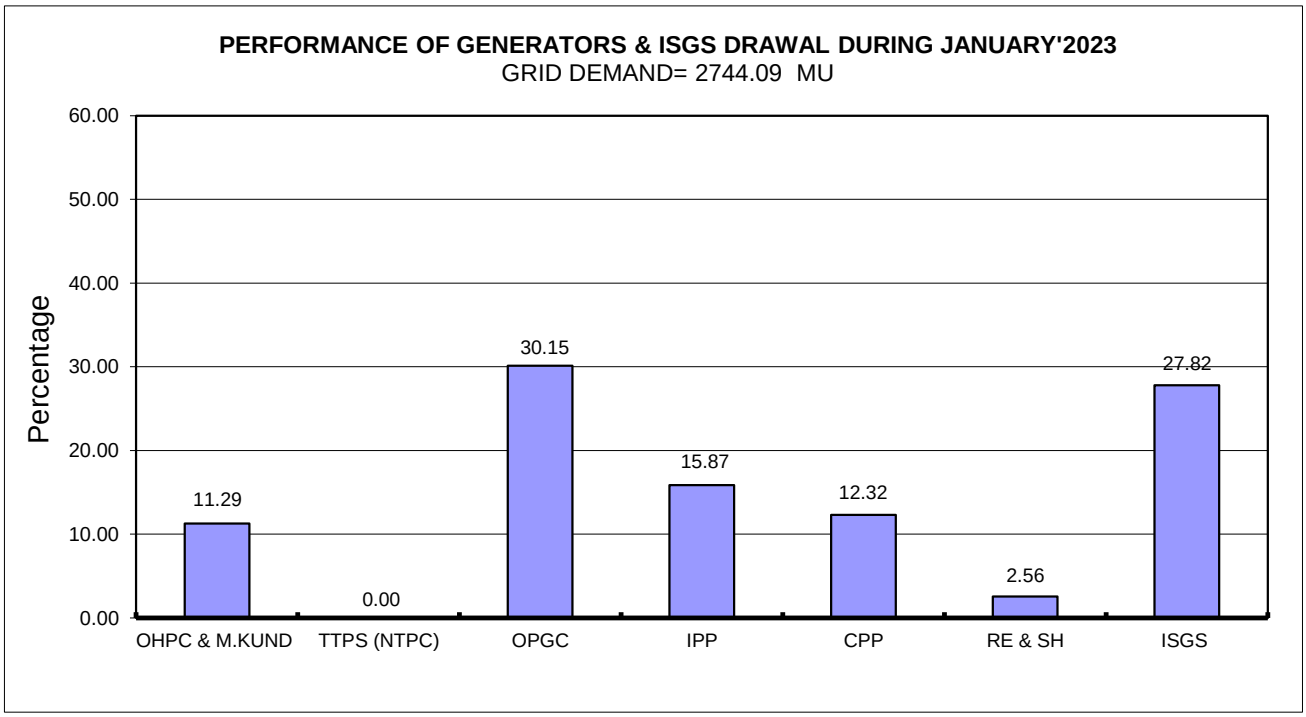
PERFORMANCE OF GENERATORS & ISGS DRAWAL DURING JANUARY'2023
GRID DEMAND= 2744.09 MU
Percentage
11.29
0.00
30.15
15.87
12.32
2.56
27.82
OHPC & M.KUND
TTPS (NTPC)
OPGC
IPP
CPP
RE & SH
ISGS

AVERAGE GRID DEMAND [HOURLY] FOR THE MONTH OF JANUARY'2023

Average Demand= 3688.29 MW

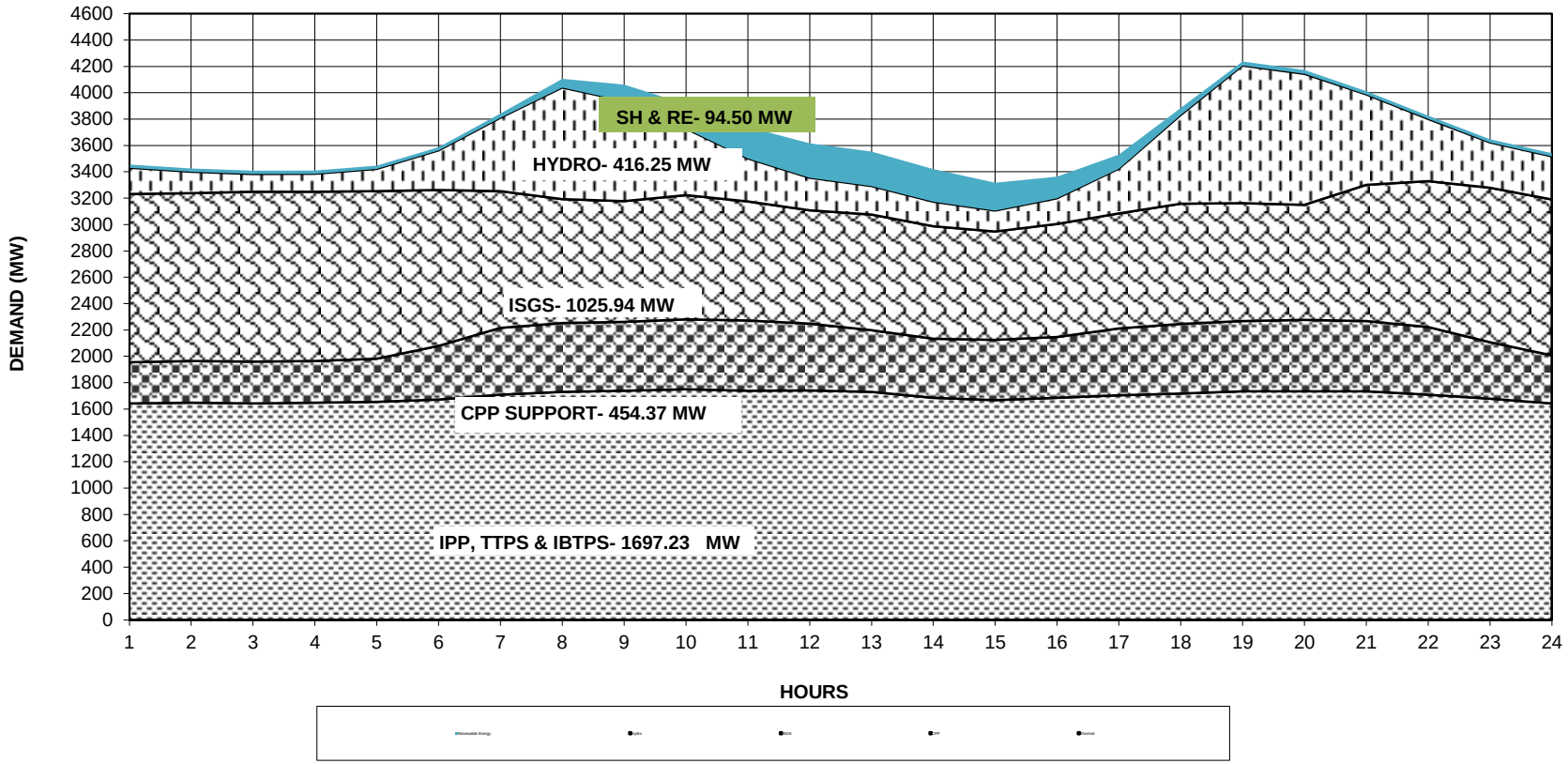

COMPARISION SYSTEM DEMAND WITH PREVIOUS FINANCIAL YEAR

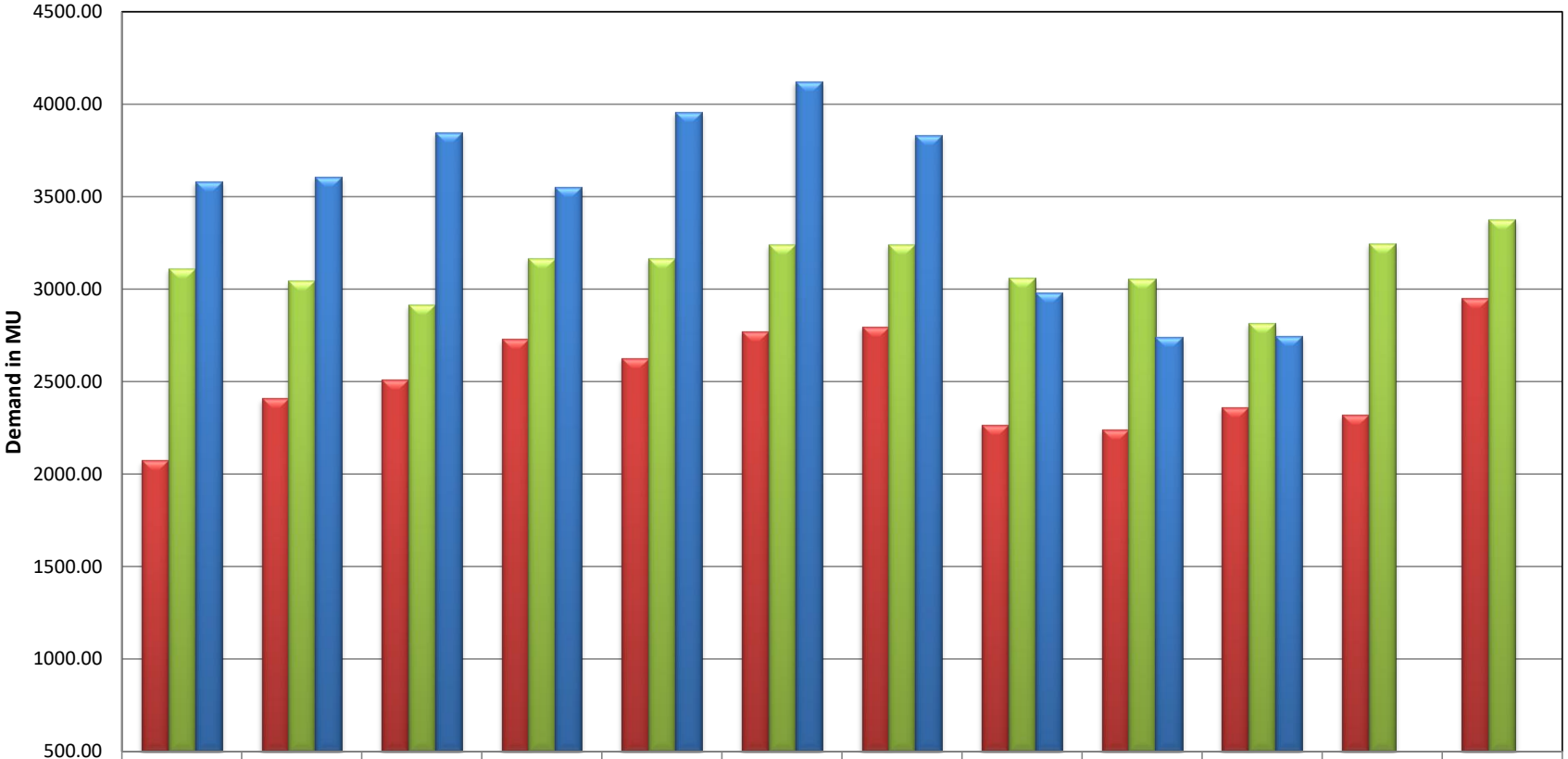

	APR	MAY	JUNE	JULY	AUG	SEPT	OCT	NOV	DEC	JAN	FEB	MAR
2020-21	2071.97	2407.45	2513.06	2728.56	2626.20	2771.77	2797.83	2262.74	2241.03	2358.45	2318.24	2949.93
2021-22	3109.36	3043.21	2917.04	3165.84	3167.77	3239.050998	3242.92	3061.57	3055.28	2817.25	3247.00	3376.87
2022-23	3582.08	3606.47	3846.34	3550.46	3957.33	4124.96	3830.94	2982.39	2742.14	2744.09		

MONTHLY GENERATION & DEMAND REPORT FOR THE STATE OF ODISHA IN THE MONTH OF JANUARY- 2023

(A)SELF GENERATION

SL No.	Name of Gen. Station	Unit wise generation (MU)									Average MW	Auxiliary MU	Maximum Generation in MW	DATE	Time
		Unit-I	Unit-II	Unit-III	Unit-IV	Unit-V	Unit-VI	Unit-VII	Unit-VIII	Total					
1	Burla	2.673	0.756	4.489	3.807	5.853	7.399	0.370	0.000	25.347	34.069	0.126	185.69	20	20:00
2	Chipilima	4.221	0.895	10.927	-	-	-	-	-	16.043	21.563	0.090	53.12	9	01:00
4	Balimela	1.644	6.129	0.000	0.000	21.860	7.066	1.965	2.503	41.166	55.331	0.487	299.30	14	19:00
5	Rengali	8.834	0.000	9.085	9.788	8.854	-	-	-	36.561	49.142	0.104	205.62	5	19:00
6	Upper Kolab	26.649	22.996	20.446	1.515	-	-	-	-	71.606	96.245	0.263	292.93	31	23:00
7	Upper Indravati	26.998	42.454	36.537	0.000	-	-	-	-	105.989	142.458	0.179	452.30	11	19:00
8	Total Hydro (OHPC)	-	-	-	-	-	-	-	-	**296.712**	398.807				
9	Machhakund (Orissa drawal)	-	-	-	-		-	-	-	18.549	31.836		39.37	24	07:00
10	Total Hydro	-	-	-	-	-	-	-	-	320.398	430.643		1380.23	14	20:00
11	TTPS-I	-	-	-	-	-	-		-	0.000	0.000		0.00	1	01:00
12	TTPS-II	-	-	-	-	-	-	-	-	0.000	0.000		0.00	1	01:00
13	Total TTPS	-	-	-	-	-		-	-	0.000	0.000	0.000	0.00	1	01:00
14	IBTPS-I	129.65	139.566	-	-	-	-	-	-	269.214	361.847	29.453	1472.97	2.00	04:00
15	IBTPS-II			330.323	304.884	-	-	-	-	635.207	853.773	39.223			
16	Total IBTPS									904.421	1215.620				
17	IPPs & CGPs Support	-	-	-	-	-	-	-	-	869.004	1168.016				
18	Total Thermal & IPPs & CGP	-	-	-	-	-	-	-	-	1773.425	2383.636		2882.10	24	20:00
19	Injection by Renewable projects	66.446								66.446	89.310				
20	Total self generation	-	-	-	-	-	-	-	-	2160.270	2903.588	69.926	3986.29	24	19:00

Note: 1. All the figures stated above are taken from operational meters. Those figures should not be used for any commercial calculation.

(B) IPPs / CGPs injection :-

SL No.	Name of IPP / CGPs	Injection in (MU)	Average (MW)	Maximum Injection (MW)	DATE	TIME (Hr.)
1	Aarti Steel Ltd, ghantikhal	12.523	16.832	13.00	6	13:00
2	AAL	0.820	1.102			
3	Action Ispat	0.000	0.000			
4	Aryan Ispat,	0.000	0.000			
5	BPPL	76.622	102.987	134.67	12	19:00
6	BPSL, Jharsuguda	6.438	8.653	54.77	15	17:00
7	TSBSL, Meramundali	25.387	34.122	110.63	24	08:00
8	GMR Kamalanga Energy Ltd.(IPP)	205.061	275.619			
9	HINDALCO, Hirakud	2.759	3.709			
10	IFFCO, Paradeep	0.0001	0.000			
11	IMFA , Choudwar	23.889	32.108	51.79	5	16:00
12	JINDAL, New Duburi	3.346	4.497	30.36	9	21:00
13	JSPL, Angul	44.176	59.376	0.02	30	19:00
14	Mahavir Ferro Alloys	0.000	0.000			
15	Maithan Ispat Ltd.	4.658	6.261			
16	Meenakshi Power Ltd. (SH)	8.525	11.458			
17	MSP, Jharsuguda	0.000	0.000			
18	NALCO , Angul	10.130	13.615	49.09	10	08:00
19	Narbheram	0.077	0.104			
20	NBVL , Kharag Prasad	50.613	68.028	86.66	1	19:00
21	NINL , Duburi	0.000	0.000			
22	OCL	9.465	12.722			
23	OPCL, Samal (SH)	7.033	9.453			
24	BPPLT	1.374	1.846			
25	Saptadhara	0.670	0.901			
26	Kakatiya	3.901	5.243			
27	PSAL, Keonjhar	0.000	0.000			
28	RSP , Rourkela	0.542	0.728			
29	Shree Ganesh	0.285	0.383			
30	Shyam Metallics	0.043	0.058			
31	SMC Power	0.000	0.000			
32	TSLPL	10.746	14.444			
33	Vedanta Ltd. (IPP-Unit-2)	219.379	294.864			
34	Vedanta, Jharsuguda	129.275	173.757			
35	Vedanta, Lanjigarh	0.499	0.670			
36	VISA Steel, New-Duburi	10.716	14.404	0.00	5	16:00
37	Yazdani Steel & Power Ltd., J.J Rd	0.053	0.072			
38	Vedanta Ltd. (3*600)	0.000	0.000			
	Total support from CPPs	869.004	1168.016			

(C)EXCHANGE OF ENERGY WITH CENTRAL SECTOR

Name of the Tie line	Net MU	Avg MW	Maximum Import (MW)	DATE	TIME	Maximum Export (MW)	DATE	TIME
132KV JODA-KENDUPOSI	-17.70	-23.80	-9.20	14	15:00	-35.06	2	09:00
132KV KALABADIA-BANGIRIPOSI	27.87	37.47	54.41	12	19:00	0.00	27	11:00
132KV KALABADIA-BARIPADA	-0.28	-0.37	0.00	1	01:00	-1.39	9	17:00
132 KV BHOGRAI-KUCHEI	11.53	15.50	31.08	31	09:00	0.00	24	16:00
132 KV JALESWAR-KUCHEI	15.91	21.38	39.76	27	09:00	0.00	31	10:00
220KV JODA-JAMSHEDPUR	3.71	4.99	67.44	31	16:00	-65.59	6	21:00
220KV JODA-RAMCHANDRAPUR	80.47	108.15	153.77	4	08:00	0.00	4	13:00
220KV RENGALI SY- RENGALI P.G-I	28.32	38.07	94.73	12	10:00	-33.53	9	20:00
220KV RENGALI SY- RENGALI P.G-II	29.67	39.87	98.01	12	10:00	-35.57	9	20:00
220KV JAYANAGAR JEYPORE PG-I	-16.31	-21.93	26.33	3	04:00	-117.80	14	19:00
220KV JAYANAGAR JEYPORE PG-II	-2.40	-3.23	18.07	17	06:00	-128.04	14	19:00
220KV RENGALI P.H-KANIHA	-23.62	-31.75	15.06	5	24:00	-117.83	27	20:00
220KV TTPS-KANIHA	43.69	58.72	138.85	11	20:00	-0.15	1	22:00
220KV MERAMUNDALI-KANIHA-I	52.81	70.98	107.02	2	21:00	20.84	17	03:00
220KV MERAMUNDALI-KANIHA-II	52.51	70.58	106.75	2	23:00	20.60	17	03:00
220KV TARAKARA-BISRA-I & II	137.22	184.43	306.82	1	15:00	87.25	19	15:00
220 KV KALABADIA-BALASORE-I&II	124.16	166.88	245.12	13	09:00	80.93	11	15:00
220KV KATAPALI- BOLANGIR(PG)	-3.03	-4.07	1.51	2	04:00	-15.92	24	10:00
220KV SADEIPALI - BOLANGIR(PG)	104.42	140.35	264.39	12	19:00	-2.59	15	14:00
220KV BUDHIPADAR-KORBA-I	-92.90	-124.87	-27.46	5	03:00	-204.71	31	09:00
220KV BUDHIPADAR-KORBA-II	-9.40	-12.64	52.58	5	03:00	-204.71	31	09:00
220KV BUDHIPADAR-KORBA-III	-11.29	-15.18	50.10	5	03:00	-90.45	17	11:00
220KV ATRI- PANDIVIL	113.36	152.36	282.07	2	18:00	-83.44	17	11:00
220KV SAMANGHARA- PANDIVIL	0.00	0.00	0.02	26	21:00	0.00	13	10:00
220KV KEONJHAR GR-KEONJHAR PG-I	3.60	4.84	8.04	11	08:00	2.08	11	08:00
220KV KEONJHAR GR-KEONJHAR PG-II	3.56	4.79	8.04	11	08:00	1.72	11	08:00
400KV INDRAVATI P.H-P.G	-16.90	-22.71	67.58	30	17:00	-290.25	3	09:00
400KV MERAMUNDALI-KANIHA	320.10	430.24	1004.58	11	08:00	-15.89	17	03:00
400KV MERAMUNDALI-ANGUL-I&II	0.22	0.29	8.95	31	20:00	-12.06	12	07:00
400KV MENDHASAL - PANDIABIL-I &II	-49.04	-65.92	89.94	13	11:00	-202.20	11	13:00
400KV DUBURI - PANDIABIL	-89.79	-120.68	-15.78	4	11:00	-124.53	13	04:00
400KV DUBURI - BARIPADA	58.51	78.65	81.08	13	04:00	75.44	9	09:00
400KV VEDANTA-JHARSUGUDA Ckt-I	33.80	45.43	255.60	27	04:00	-161.43	12	07:00
400KV VEDANTA-JHARSUGUDA Ckt-II	33.89	45.55	255.58	27	04:00	-162.07	12	07:00
400KV_OPGC-JHARS_PG - I	-61.28	-82.36	161.67	15	03:00	-275.85	6	17:00
400KV_OPGC-JHARS_PG - II	-60.84	-81.78	161.79	15	03:00	-274.85	6	17:00
220KV JAYANAGAR JEYPORE PG-III & IV	-4.82	-6.47	44.24	3	04:00	-190.59	12	07:00
220KV KESINGA- BOLANGIR_PG	2.98	4.00	14.61	17	12:00	-6.26	28	04:00
220KV PRATAPSASAN-PANDIAVIL CKT-I	27.98	37.61	74.47	18	18:00	0.00	9	13:00
220KV PRATAPSASAN-PANDIAVIL CKTII	28.14	37.83	85.30	9	13:00	0.00	18	12:00
Net ISGS	**878.81**	1181.20	**2104.77**	**15**	**03:00**	**79.75**	**7.00**	**12:00**

ABSTRACT OF SYSTEM DEMAND

Particulars	Energy MU	Average MW	Peak MW	DATE	TIME
Total gross generation(Including CPP+IPP)	2108.467	2833.961	3986.29	24	19:00
Power Station Auxiliary consumption	76.576	102.925			
Total net generation(Including CPP+IPP)	2031.891	2731.036	3975.48	24	19:00
Net ISGS	878.811	1181.198	2104.77	15	03:00
System Demand	2910.702	3912.234	5197.38	23	20:00
Trading					
Average of Peak Demand (MW)		**4441.797**			
Average of Minimum Demand (MW)		**3404.085**			

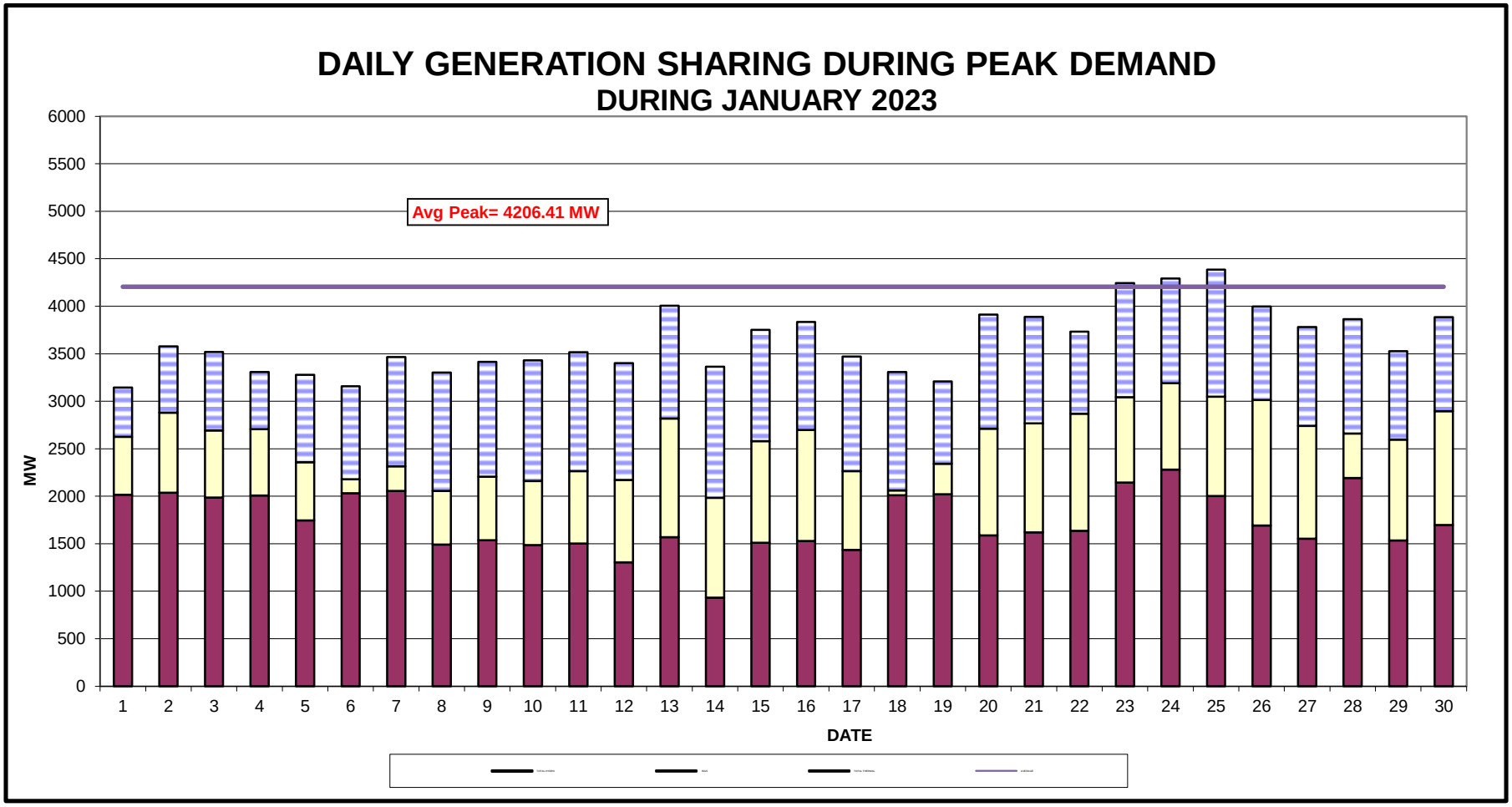
DAILY GENERATION SHARING DURING PEAK DEMAND
DURING JANUARY 2023
Avg Peak= 4206.41 MW
MW
DATE
6000
5500
5000
4500
4000
3500
3000
2500
2000
1500
1000
500
0
1 2 3 4 5 6 7 8 9 10 11 12 13 14 15 16 17 18 19 20 21 22 23 24 25 26 27 28 29 30

JOLAPUT RESERVOIR LEVEL

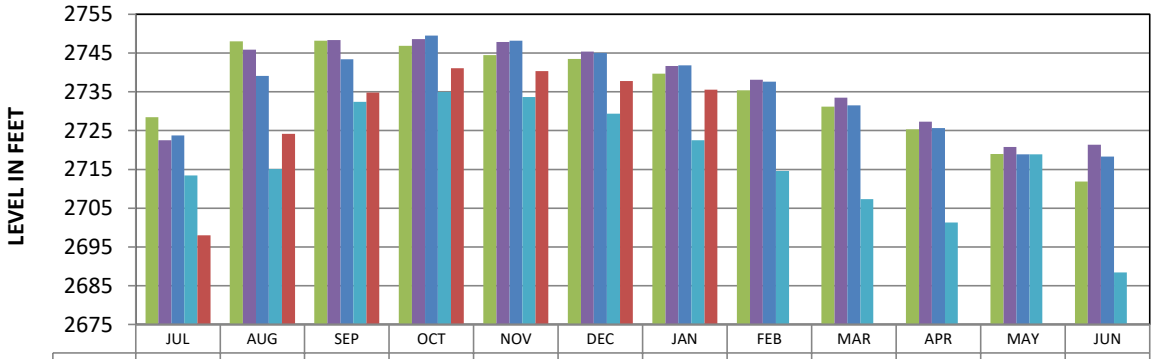

	JUL	AUG	SEP	OCT	NOV	DEC	JAN	FEB	MAR	APR	MAY	JUN
2018-19	2728.50	2748.00	2748.20	2746.90	2744.50	2743.50	2739.70	2735.40	2731.20	2725.35	2719.00	2711.90
2019-20	2722.50	2745.85	2748.40	2748.60	2747.90	2745.40	2741.65	2738.15	2733.50	2727.35	2720.75	2721.40
2020-21	2723.75	2739.15	2743.45	2749.50	2748.20	2745.10	2741.85	2737.65	2731.55	2725.70	2718.85	2718.30
2021-22	2713.40	2715.05	2732.40	2735.00	2733.70	2729.35	2722.50	2714.60	2707.35	2701.30	2718.85	2688.40
2022-23	2698.00	2724.15	2734.80	2741.10	2740.35	2737.80	2735.55					

MONTH (End)

BALIMELA RESERVOIR LEVEL

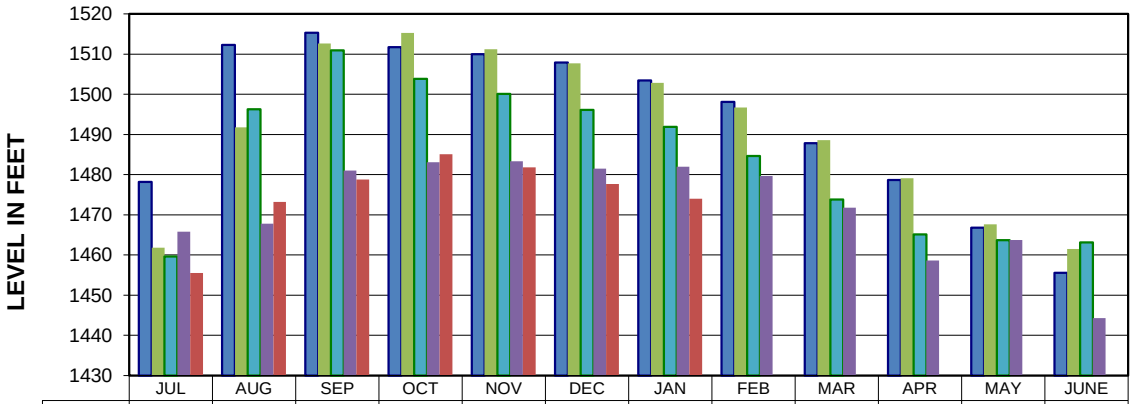

	JUL	AUG	SEP	OCT	NOV	DEC	JAN	FEB	MAR	APR	MAY	JUNE
2018-19	1478.20	1512.30	1515.30	1511.70	1510.00	1507.90	1503.40	1498.10	1487.80	1478.70	1466.80	1455.60
2019-20	1461.80	1491.80	1512.60	1515.30	1511.20	1507.70	1502.80	1496.70	1488.60	1479.10	1467.60	1461.50
2020-21	1459.60	1496.30	1510.90	1503.80	1500.10	1496.10	1491.90	1484.60	1473.80	1465.10	1463.70	1463.10
2021-22	1465.80	1467.80	1481.00	1483.10	1483.30	1481.50	1482.00	1479.70	1471.80	1458.60	1463.70	1444.30
2022-23	1455.50	1473.20	1478.80	1485.10	1481.80	1477.70	1474.00					

MONTH (End)

RENGALI RESERVOIR LEVEL

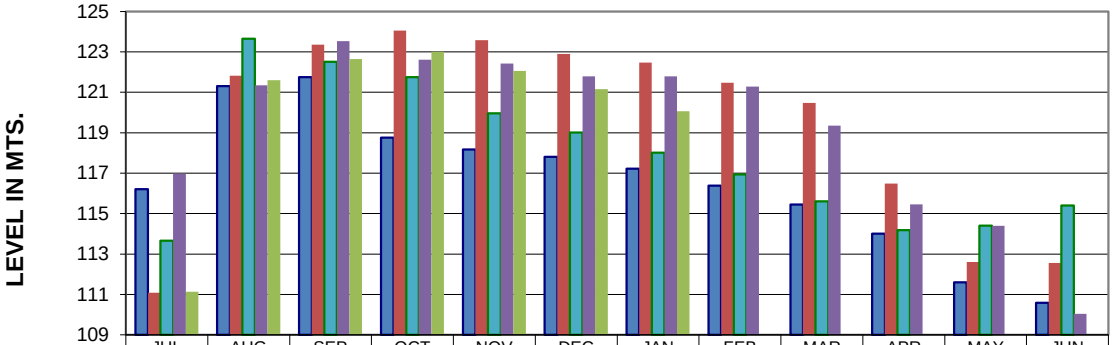

	JUL	AUG	SEP	OCT	NOV	DEC	JAN	FEB	MAR	APR	MAY	JUN
2018-19	116.21	121.30	121.75	118.75	118.17	117.81	117.22	116.38	115.45	114.00	111.60	110.59
2019-20	111.09	121.82	123.35	124.05	123.58	122.90	122.47	121.47	120.48	116.49	112.60	112.56
2020-21	113.66	123.64	122.50	121.75	119.96	119.01	118.02	116.93	115.60	114.18	114.40	115.40
2021-22	116.97	121.34	123.53	122.61	122.42	121.78	121.78	121.28	119.35	115.45	114.40	110.04
2022-23	111.14	121.59	122.64	123.01	122.06	121.15	120.07					

MONTH (End)

HIRAKUD RESERVOIR LEVEL

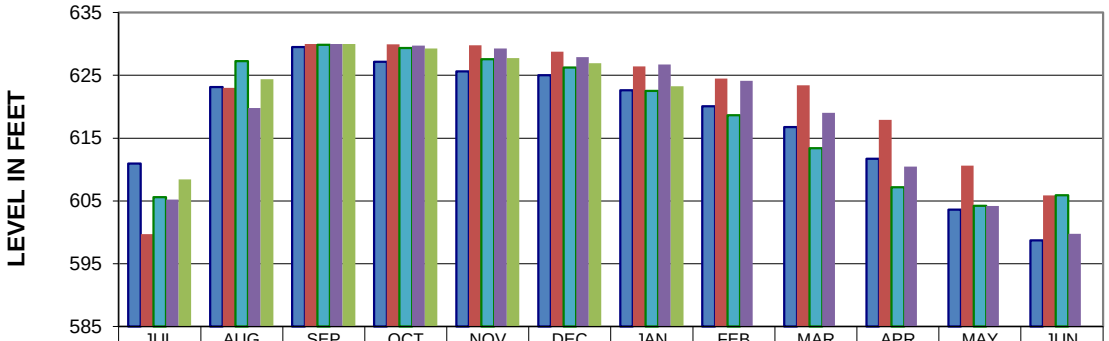

	JUL	AUG	SEP	OCT	NOV	DEC	JAN	FEB	MAR	APR	MAY	JUN
2018-19	610.93	623.12	629.50	627.17	625.62	625.04	622.65	620.08	616.77	611.71	603.60	598.69
2019-20	599.69	623.00	630.00	629.97	629.81	628.79	626.45	624.50	623.43	617.91	610.60	605.89
2020-21	605.58	627.29	629.89	629.37	627.58	626.23	622.52	618.65	613.37	607.15	604.21	605.91
2021-22	605.23	619.79	630.00	629.75	629.29	627.89	626.75	624.12	619.02	610.47	604.21	599.73
2022-23	608.43	624.39	630.00	629.31	627.73	626.95	623.25					

MONTH (End)

U.KOLAB RESERVOIR LEVEL

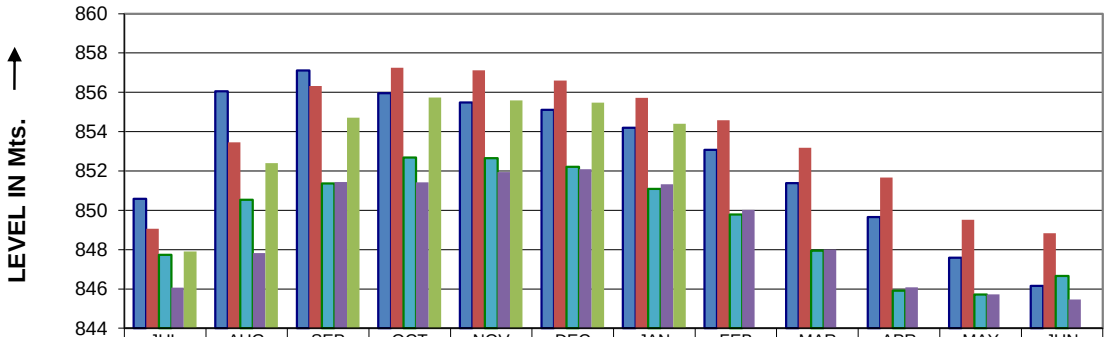

	JUL	AUG	SEP	OCT	NOV	DEC	JAN	FEB	MAR	APR	MAY	JUN
2018-19	850.58	856.05	857.12	855.96	855.48	855.11	854.20	853.08	851.38	849.65	847.59	846.16
2019-20	849.06	853.46	856.33	857.25	857.12	856.60	855.72	854.58	853.18	851.66	849.52	848.84
2020-21	847.73	850.54	851.36	852.68	852.66	852.22	851.09	849.79	847.94	845.92	845.72	846.66
2021-22	846.06	847.83	851.44	851.42	851.95	852.09	851.33	850.03	848.01	846.09	845.72	845.47
2022-23	847.91	852.40	854.71	855.74	855.59	855.48	854.41					

MONTH (End)

INDRAVATI RESERVOIR LEVEL

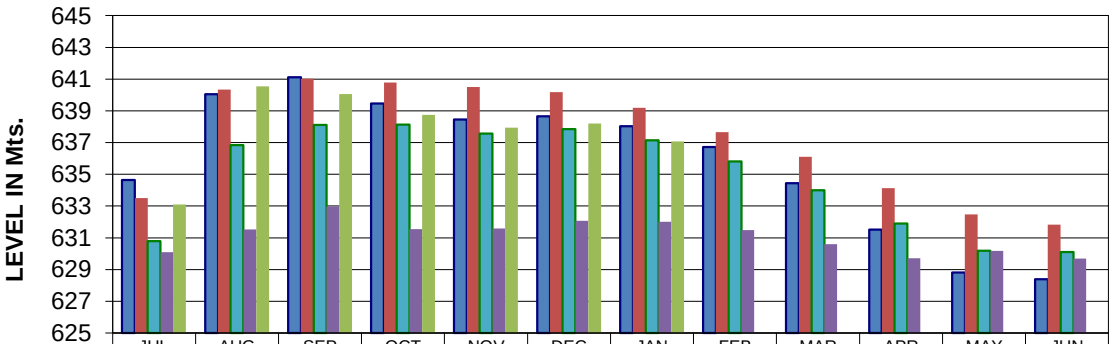

	JUL	AUG	SEP	OCT	NOV	DEC	JAN	FEB	MAR	APR	MAY	JUN
2018-19	634.64	640.04	641.12	639.46	638.45	638.65	638.03	636.72	634.45	631.52	628.82	628.40
2019-20	633.50	640.34	641.03	640.79	640.50	640.17	639.19	637.66	636.11	634.13	632.47	631.82
2020-21	630.80	636.85	638.12	638.14	637.56	637.85	637.14	635.82	634.00	631.90	630.18	630.10
2021-22	630.10	631.53	632.97	631.54	631.59	632.08	632.01	631.48	630.60	629.72	630.18	629.69
2022-23	633.09	640.55	640.06	638.75	637.94	638.20	637.07					

MONTH (End)

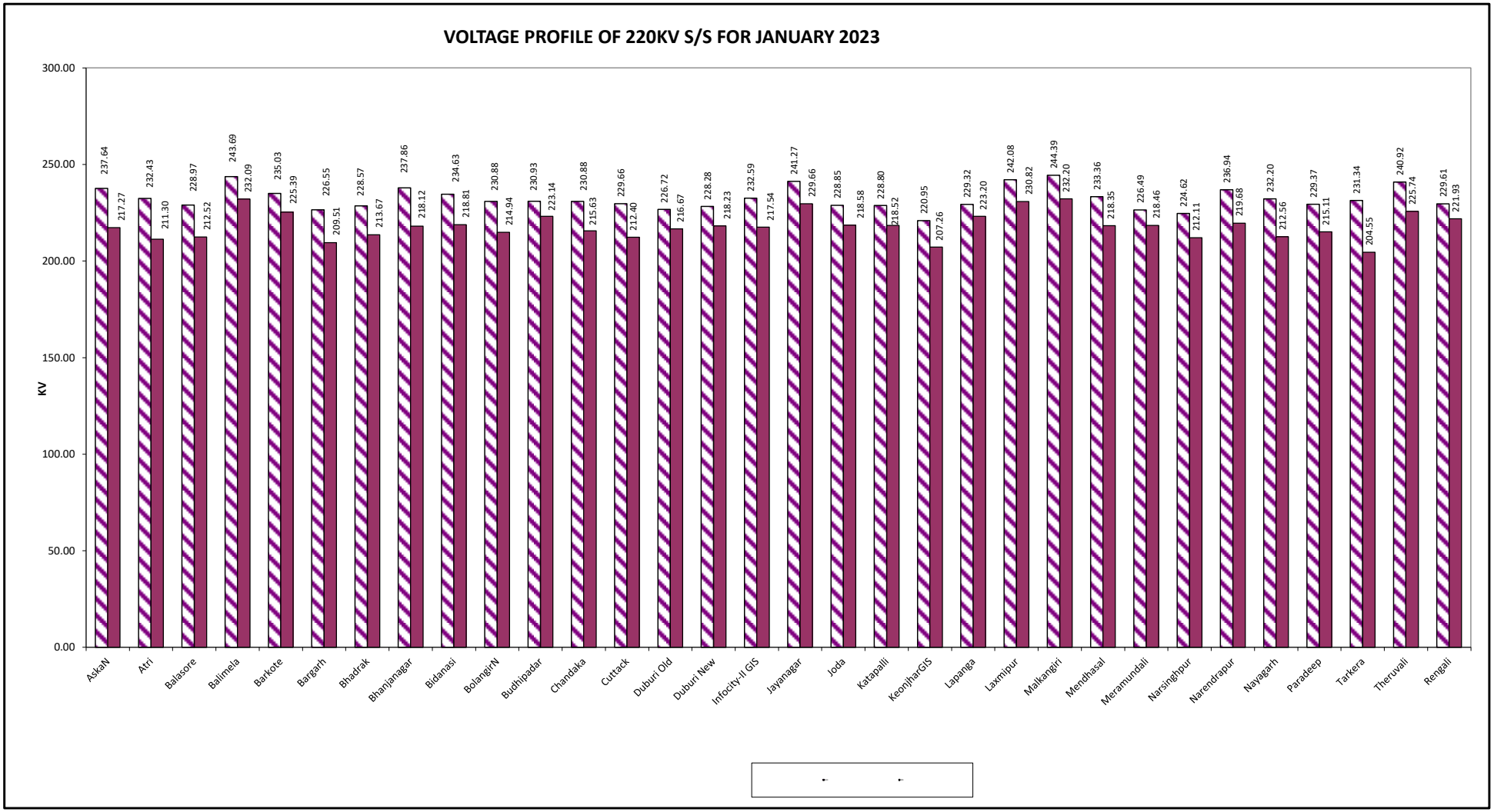

STATION	ATRI		BALASORE		BARKOTE		BARGARH(N		BHADRAK		BHANJNAGAR		BIDANASI		BOLANGIR		BUDHIPADAR		CHANDAKA		CUTTACK		DUBURI		DUBURI (N)		JAYANAGAR		JODA		KATAPALI		LAPANGA		LAXMIPUR		MENDHASAL		MERAMUNDALI		NARENDRAPUR		NAYAGARH		PARADEEP		TARKERA		THERUVALI	
	DAY	Hrs.	DAY	Hrs.	DAY	Hrs.	DAY	Hrs.	DAY	Hrs.	DAY	Hrs.	DAY	Hrs.	DAY	Hrs.	DAY	Hrs.	DAY	Hrs.	DAY	Hrs.	DAY	Hrs.	DAY	Hrs.	DAY	Hrs.	DAY	Hrs.	DAY	Hrs.	DAY	Hrs.	DAY	Hrs.	DAY	Hrs.	DAY	Hrs.	DAY	Hrs.	DAY	Hrs.	DAY	Hrs.	DAY	Hrs.
MAXM.	#REF!	03:15	#REF!	03:30	44947	23:45	44939	13:45	44942	23:45	44928	03:15	44942	02:45	44934	03:15	44943	03:30	44947	03:15	44939	02:00	44934	03:30	44942	02:00	44939	23:45	44936	23:45	44942	03:30	44942	13:00	44939	02:15	44944	02:15	44934	23:45	44934	04:00	44942	13:45	44931	13:45	44928	03:30	44944	02:00
MINM.	#REF!	08:45	#REF!	08:15	44932	07:45	44939	07:15	44932	09:15	44932	18:00	44956	08:45	44954	08:45	44957	09:15	44932	07:15	44935	09:30	44930	08:45	44938	09:15	44932	09:15	44935	08:45	44935	08:45	44957	07:30	44932	17:45	44932	17:45	44954	09:00	44954	09:45	44946	08:30	44954	07:15	44932	08:45	44932	09:15

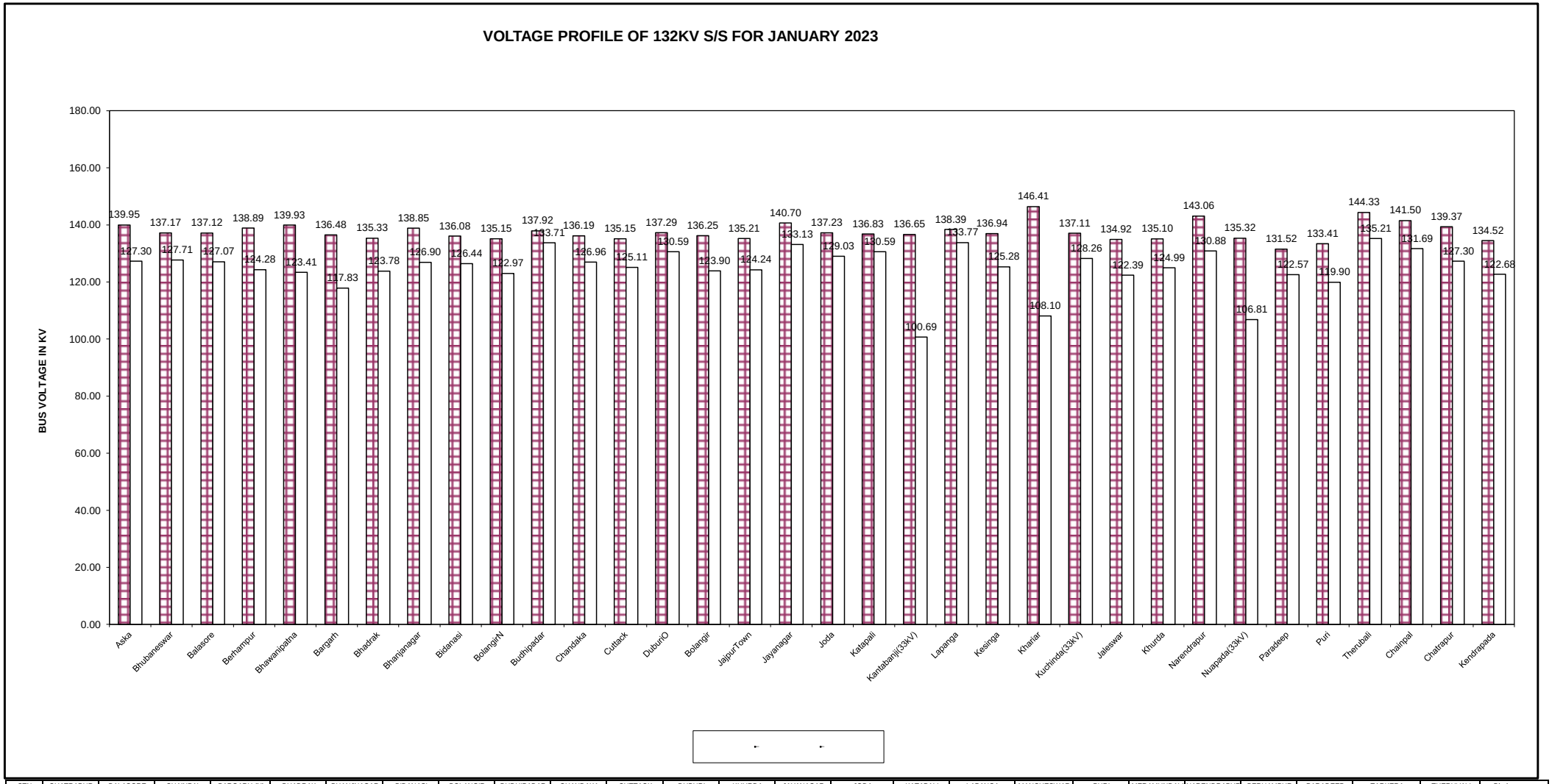

STN	CHATRAPUR		BALASORE		CHAINPAL		BARGARH (N)		BHADRAK		BHANJNAGAR		BIDANASI		BOLANGIR		BUDHIPADAR		CHANDAKA		CUTTACK		DUBURI		KHURDA		JAYANAGAR		JODA		KATAPALI		LAPANGA		MANCHESWAR		PURI		MERAMUNDALI		NARENDRAPUR		BERHAMPUR		PARADEEP		TARKERA		THERUVALI		Bhubaneswar	
	DAY	Hrs.	DAY	Hrs.	DAY	Hrs.	DAY	Hrs.	DAY	Hrs.	DAY	Hrs.	DAY	Hrs.	DAY	Hrs.	DAY	Hrs.	DAY	Hrs.	DAY	Hrs.	DAY	Hrs.	DAY	Hrs.	DAY	Hrs.	DAY	Hrs.	DAY	Hrs.	DAY	Hrs.	DAY	Hrs.	DAY	Hrs.	DAY	Hrs.	DAY	Hrs.	DAY	Hrs.	DAY	Hrs.	DAY	Hrs.	DAY	Hrs.	DAY	Hrs.
MAX	44947	2:00	44943	04:00	44941	03:45	44947	02:45	44933	03:45	44940	23:45	44943	02:45	44947	02:00	44929	03:30	44934	03:15	44933	4:00	44943	04:00	44928	03:30	44929	03:00	44934	03:15	44934	03:15	44944	13:15	44949	05:15	44928	03:30	44946	3:30	44928	03:45	44934	03:15	####	01:00	44928	03:45	44941	03:45	44939	03:30
MIN	44932	8:30	44932	09:15	44932	07:45	44932	08:45	44939	09:15	44950	09:45	44936	09:00	44932	08:30	44935	09:30	44954	18:00	44957	7:30	44932	08:45	44935	09:15	44954	09:45	44954	18:00	44936	09:00	44935	09:15	44930	18:15	44954	17:30	44939	10:45	44957	09:15	44936	08:00	####	08:00	44947	10:45	44957	08:00	44932	08:45

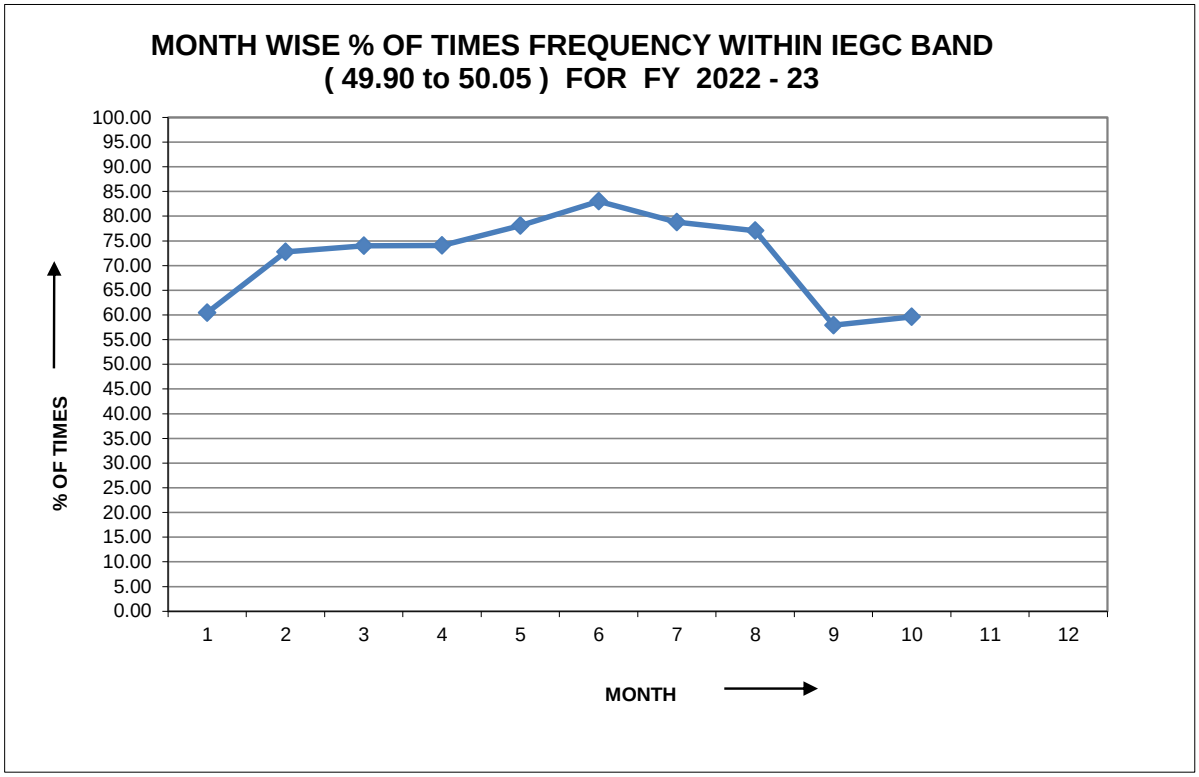

FREQUENCY WITHIN THE STANDARD BAND & ABOVE .

(FROM 2020-2021 TO 2022- 2023)

YEAR	FREQUENCY	APRIL	MAY	JUNE	JULY	AUG.	SEPT.	OCT.	NOV.	DEC.	JAN.	FEB.	MARCH	ANNUAL
2020- 2021	Average in Hz	50.01	50.01	50.01	50.00	50.00	50.00	50.00	50.00	50.00	50.00	49.99	50.00	50.00
	% of time (49.9 to 50.05 Hz)	73.16	74.78	75.22	77.02	78.93	83.56	80.11	78.51	76.33	76.25	76.28	73.48	76.97
	% of time (above 50.05 Hz)	22.06	21.33	20.64	16.78	15.08	12.34	16.25	17.27	18.32	18.43	15.92	19.19	17.80
2021- 2022	Average in Hz	49.99	50.00	50.00	50.00	49.99	50.00	49.99	50.00	49.97	50.00	50.00	49.96	49.99
	% of time (49.9 to 50.05 Hz)	75.39	75.07	75.03	75.64	77.28	77.53	74.77	74.44	73.84	76.8	77.98	72.63	75.53
	% of time (above 50.05 Hz)	16.63	18.39	18.96	18.98	15.12	18.37	14.29	17.50	18.91	16.83	15.57	9.60	16.60
2022- 2023	Average in Hz	49.93	49.99	49.98	50.00	49.99	49.99	50.00	49.99	50.00	49.99			49.99
	% of time (49.9 to 50.05 Hz)	60.42	72.79	73.99	74.08	78.08	83.03	78.80	77.07	57.92	59.61			71.58
	% of time (above 50.05 Hz)	8.02	14.97	12.64	17.23	13.24	10.86	15.83	15.10	28.92	26.70			16.35

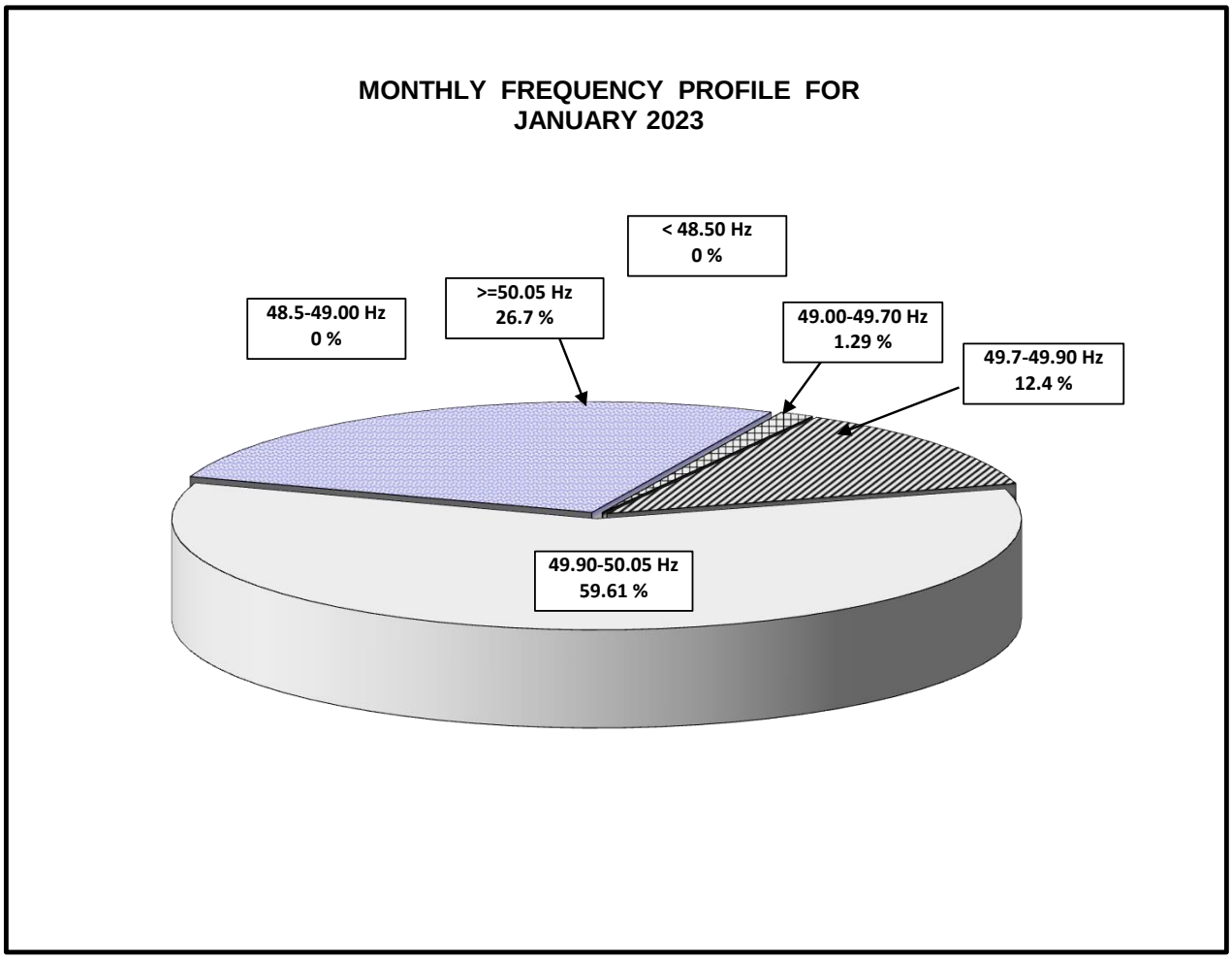

FREQUENCY DISTRIBUTION FOR THE MONTH OF JANUARY - 2023 IN MINUTES

(No of minutes during the month frequency remained)

Frequency/Day	1	2	3	4	5	6	7	8	9	10	11	12	13	14	15
<48.5	0	0	0	0	0	0	0	0	0	0	0	0	0	0	0
48.5-49.00	0	0	0	0	0	0	0	0	0	0	0	0	0	0	0
49.00-49.7	9	0	25	5	5	54	20	0	153	13	14	0	33	26	0
49.7-49.9	122	238	217	153	195	389	317	80	284	231	160	132	225	97	45
49.9-50.05	823	835	895	756	908	800	844	988	690	830	936	874	849	810	845
>50.05	486	367	303	526	332	197	259	372	313	366	330	434	333	507	550
>=50.1Hz	181	123	63	191	112	46	76	122	108	113	110	140	137	217	203
	1440	1440	1440	1440	1440	1440	1440	1440	1440	1440	1440	1440	1440	1440	1440

Frequency/Day	16	17	18	19	20	21	22	23	24	25	26	27	28	29	30	31	Total
<48.50	0	0	0	0	0	0	0	0	0	0	0	0	0	0	0	0	0
48.5-49.00	0	0	0	0	0	0	0	0	0	0	0	0	0	0	0	0	0
49.00-49.70	0	1	0	53	120	0	0	0	10	1	3	14	4	0	9	4	10
49.7-49.90	44	164	215	210	317	80	107	65	246	73	171	118	169	274	183	213	92
49.9-50.05	847	845	925	808	693	1001	949	945	895	869	890	895	910	762	892	802	444
>50.05	549	430	300	369	310	359	384	430	289	497	376	413	357	404	356	421	199
>=50.10Hz	268	136	115	118	143	157	174	212	94	195	138	175	125	199	129	207	75
	1440	1440	1440	1440	1440	1440	1440	1440	1440	1440	1440	1440	1440	1440	1440		**744**

ENERGY DRAWAL OF TPCODL CONTROL AREA GRID SUBSTATIONS FOR THE MONTH OF JANUARY' 2023								
Sl.No	Name of Sub Station	Name of Feeder	Installed Capacity	SMD	Average Drawal	MAX DEMAND		
			MVA	MW	MW	MW	Date	Time
1	Angul	MCL Feeder-1&2	132 kV	22.200	19.779	29.960	25th Jan 2023	08:15
		Angul	2x40+1x20=100	23.492	17.809	26.166	14th Jan 2023	07:30
2	Angul PG	PGCIL Stn. Tertiary		0.042	0.042	0.042	1st Jan 2023	00:00
3	Arati Steel	Arati Steel	132 kV	0.000	0.049	2.920	1st Jan 2023	23:30
4	Argul	Argul	2x40+1x20=100	18.360	12.600	21.400	11th Jan 2023	08:45
5	Badagada	Badagada	2x63=126	23.506	17.858	29.163	16th Jan 2023	08:45
6	Balugaon	SOLARI Traction	132kV	6.880	3.292	8.360	6th Jan 2023	17:15
		Balugaon	1x40+1x20+1x12.5=72.5	23.735	16.079	31.438	20th Jan 2023	19:00
7	Banki	Banki	2x20=40	10.256	6.494	12.468	19th Jan 2023	18:45
8	Bhubaneswar	Bhubaneswar	3x63=189	52.640	32.477	52.640	28th Jan 2023	18:15
9	Bidanasi	Bidanasi	2x63+1x40=166	38.309	29.357	45.385	18th Jan 2023	18:00
10	Boinda	Boinda Traction	132 kV	1.480	3.104	12.840	18th Jan 2023	09:00
		Boinda	1x20+2x12.5=45	13.842	9.073	15.565	25th Jan 2023	18:00
11	BPPL S/W	BPPL Fdr-I&II	132 kV	0.000	0.000	0.000	1st Jan 2023	00:00
12	Brajabiharipur	Brajabiharipur	2x40=80	0.006	0.649	1.227	18th Jan 2023	14:45
13	Chainpal	FCI Feeder	132 kV	0.280	0.171	0.328	27th Jan 2023	18:00
		Talcher Rd. Trac.	132 kV	7.920	8.688	19.720	20th Jan 2023	10:30
		Chainpal	2x40+1x20=100	41.488	22.619	42.548	28th Jan 2023	18:00
14	Chandaka	Chandaka	3x63=189	66.406	50.806	86.444	27th Jan 2023	16:00
15	Chandaka GIS	Chandaka GIS	2x40=80	1.080	0.000	10.440	16th Jan 2023	17:45
16	Chandpur	Chandpur	2x12.5=25	8.534	6.092	10.926	16th Jan 2023	08:00
17	Choudwar	Choudwar Traction	132 kV	12.560	8.647	17.880	5th Jan 2023	08:15
		Choudwar	3x40=120	32.450	29.039	52.474	5th Jan 2023	10:45
18	Cuttack	Cuttack	3x40=120	41.120	29.110	42.560	25th Jan 2023	18:00
19	Dhenkanal	Joranda Trac.	132 kV	6.708	8.481	17.883	11th Jan 2023	15:15
		Narveram CGP Fdr	33 kV	0.000	0.104	4.077	7th Jan 2023	13:45
		Dhenkanal	3x40=120	38.060	26.928	43.076	12th Jan 2023	08:30
20	Global	Heavy Water Feeder	132 kV	0.320	0.336	0.480	19th Jan 2023	10:15
		Global	1x20=20	0.464	0.851	2.070	24th Jan 2023	04:15
21	Godisahi	Godisahi	2x63=126	0.592	0.459	0.767	17th Jan 2023	17:15
22	Goda	Goda	1x40=40	5.945	4.363	7.470	6th Jan 2023	18:00
23	Grid Steel Alloy S/W	GSAL Feeder	132kV	0.000	0.000	0.000	1st Jan 2023	00:00
24	Kharagprasad	MGM Feeder	132kV	0.000	0.000	0.008	3rd Jan 2023	11:15
		NBVL Fdr-1&2	132kV	0.000	0.015	3.348	20th Jan 2023	21:30
		SGEL Feeder	132kV	0.000	0.060	2.256	9th Jan 2023	14:45
		Meramundali Trac.	132 kV	18.641	5.665	45.849	28th Jan 2023	13:45
		Kharagprasad	132 kV	2.528	1.593	3.948	20th Jan 2023	18:30
25	Infocity-II GIS	Infocity-II GIS (220/33)	2x40=80	0.280	3.618	12.120	31th Jan 2023	11:45
26	Jagatsinghpur	Gorakhnath Trac.	132 kV	3.146	5.169	12.069	12th Jan 2023	13:00
		Jagatsinghpur	1x40+2x20=80	21.184	15.172	24.924	13th Jan 2023	18:15
27	Kalarangi	Kalarangi	1x20+2x12.5=45	4.967	3.453	5.710	19th Jan 2023	18:00
28	Kamakhyanagar	Kamakhyanagar	1x20+2x12.5=45	15.112	11.650	17.160	11th Jan 2023	08:30
29	Kendrapada	Kendrapada	2x40+1x12.5=92.5	20.640	14.598	21.000	25th Jan 2023	18:15
30	Khajuriakata	Khajuriakata	2x40=80	4.904	3.327	6.176	7th Jan 2023	18:30
31	Khuntuni GIS	ShreeCementFeeder	132kV	8.492	1.847	11.080	12th Jan 2023	21:00
		Khuntuni GIS	2x40=80	14.880	9.190	19.600	18th Jan 2023	09:00
32	Khurda	Kaipadar Trac.	132 kV	12.400	8.736	16.680	18th Jan 2023	09:30
		Khurda	4x40=160	64.716	50.448	71.578	31th Jan 2023	08:00
33	Konark	Konark	2x20=40	5.936	5.148	8.676	13th Jan 2023	18:00
34	Mancheswar-B GIS	Mancheswar-B GIS	2x40=80	23.200	15.599	24.440	18th Jan 2023	17:45
35	Mania	Mania	1x20+1x12.5=32.5	16.580	8.136	17.316	18th Jan 2023	19:00
36	Marshaghai	Marshaghai	2x20=40	10.628	7.106	11.868	18th Jan 2023	18:00
		Kendrapada Traction	132 kV	1.840	2.288	6.840	13th Jan 2023	12:15
37	Mendhasal	Mendhasal(220/33)	2x20=40	8.964	8.950	17.300	21th Jan 2023	08:30
38	Meramundali	BSL-TATA Fdr-1&2	220 kV	51.680	11.396	67.640	30th Jan 2023	23:00
		BRG Feeder	132kV	19.200	11.019	27.720	30th Jan 2023	08:45
		JSPL Feeder-1&2	400 kV	0.000	2.966	87.104	27th Jan 2023	13:00
		RUNGTA Feeder	132kV	14.120	8.369	14.760	25th Jan 2023	18:15
		RUNGTA DSP	132kV	0.000	0.000	4.676	20th Jan 2023	08:45
39	Narsinghpur	Narsinghpur(220/33)	1x40=40	5.660	4.237	7.304	11th Jan 2023	07:30
40	Nayagarh	Nayagarh (220/33)	2x40+1x20=100	32.966	25.047	38.381	13th Jan 2023	08:00
41	Nimapara	Nimapara	3x40=120	36.782	25.393	45.816	25th Jan 2023	18:00
42	Nuapatana	Nuapatana	1x40+1x20+1x12.5=72.5	14.995	11.598	26.799	10th Jan 2023	08:45
43	Olaver	Olaver	2x12.5=25	5.620	2.819	6.448	28th Jan 2023	17:45
44	Pandiabil PG	PGCIL Stn. Tertiary		0.000	0.000	0.000	1st Jan 2023	00:00
45	Paradeep	Essar Steel Fdr-1&2	220kV	19.663	15.210	26.075	10th Jan 2023	03:00
		IFFCO Fdr-1&2	132kV	3.280	7.949	12.000	10th Jan 2023	20:30
		IOCL Feeder	220kV	0.738	0.568	0.863	4th Jan 2023	17:30
		PPL Fdr-1&2	132kV	0.000	0.517	12.320	23th Jan 2023	09:45
		PPT Fdr-1&2	132kV	21.840	15.414	26.200	11th Jan 2023	19:15
		Paradeep	3x20=60	16.216	10.877	16.928	24th Jan 2023	18:15
		Sijiu RTSS	132kV	4.388	0.000	12.256	5th Jan 2023	16:15
46	Pattamundai	Pattamundai	2x20+1x12.5=52.5	12.493	8.446	13.945	20th Jan 2023	07:45
47	Phulnakhara	Phulnakhara	1x40+2x20=80	25.244	21.356	32.584	16th Jan 2023	08:15
48	Pratapsasan	Pratapsasan	2x40=80	6.402	4.884	8.016	10th Jan 2023	07:30
49	Puri	Puri	3x40=120	13.000	15.824	24.993	18th Jan 2023	18:45
50	Ranasinghpur	Ranasinghpur	3x63=189	39.610	31.439	53.750	4th Jan 2023	08:30
51	Rengali PG	PGCIL Stn. Tertiary		0.000	0.000	0.000	1st Jan 2023	00:00
52	Rengali S/W	Rengali S/W (220/33)	2x20=40	10.132	6.187	11.684	14th Jan 2023	07:30
53	Rajnagar	Rajnagar	2x20=40	4.349	2.834	4.987	18th Jan 2023	18:30
54	Salipur	OCL Feeder	132kV	10.101	7.363	19.394	25th Jan 2023	23:15
		Salipur	3x20=60	25.836	17.385	26.838	31th Jan 2023	18:15
55	Samangara	Samangara	2x20=40	12.100	5.406	12.584	19th Jan 2023	18:30
		Malatipatapur Traction	132kV	3.051	0.000	6.857	21th Jan 2023	21:00
56	Shamuka	Shamuka	2x31.5=63	19.680	14.343	24.920	20th Jan 2023	08:30
57	Tirtol	Tirtol	2x40=80	12.520	6.884	16.400	25th Jan 2023	18:15
58	TS Alloys S/W	RAWMET Feeder	132kV	21.325	21.667	25.019	8th Jan 2023	00:15
59	TTPS	TTPS	TTPS Net Drawal	1.890	1.766	2.258	4th Jan 2023	18:45
60	Ultratech	Ultratech Feeder		0.75764	0	13.53544	18th Jan 2023	12:00
61	Unit-8 GIS	Unit-8 GIS	2x40=80	10.359	12.241	23.719	27th Jan 2023	18:00
62	Balugaon	Khallikote Feeder	33kV	-13.428	-8.436	-16.640	20th Jan 2023	19:00
63	Chandikhol	Badachana Feeder	33kV	9.872	7.560	11.626	24th Jan 2023	08:45
		Kundala Feeder	33kV	1.383	0.964	1.770	1st Jan 2023	20:00
64	Rairakhol	Bamur Feeder	33kV	2.168	1.424	2.860	18th Jan 2023	18:15
65	Rengali	BUDHAPAL Feeder	33kV	-1.192	-0.752	-1.444	20th Jan 2023	18:00
66	Barkote	Pallhara Feeder	33kV	1.784	1.394	5.213	31th Jan 2023	18:30
67	Chandaka	S.N. Mohanty(Solar)	11kV	0.000	0.133	0.741	7th Jan 2023	11:45
68	Chandpur	MGM SOLAR	11kV	0.000	0.147	0.740	7th Jan 2023	11:45
		VIVACITY Solar	11kV	0.000	0.093	0.456	7th Jan 2023	11:30
		TPCODL TOTAL ENERGY (MU)		**1,234.2963**	**655.5001**	**1,768.7526**		

ENERGY DRAWAL OF TPWODL CONTROL AREA GRID SUBSTATIONS FOR THE MONTH OF JANUARY'2023								
Sl.No	Name of Sub Station	Name of Feeder	Installed Capacity	SMD	Average Drawal	MAX DEMAND		
			MVA	MW	MW	MW	Date	Time
1	Aryan-Viraj S/W	Aryan Ispat Feeder	132 kV	0.000	0.268	2.753	10th Jan 2023	09:30
		Aryan-Viraj	132 kV	0.000	0.168	2.381	30th Jan 2023	19:45
2	Bamra	Bamra Traction	132 kV	11.532	11.824	22.108	26th Jan 2023	21:30
3	Barapalli	Dunguripali Tr.	132kV	2.040	3.647	12.240	10th Jan 2023	16:00
		Barapalli	1x40+1x20=60	32.896	29.140	45.064	30th Jan 2023	18:15
4	Bargarh	ACC Feeder-1&2	132kV	8.440	5.059	10.000	21th Jan 2023	20:45
		Bargarh	3x40=120	65.321	57.867	81.601	6th Jan 2023	10:30
5	Bargarh (New)	Bargarh (New)	2x12.5=25	0.080	0.028	0.120	1st Jan 2023	17:45
6	Barkote	Barkote (220/33)	2x40=80	6.056	4.719	9.688	3rd Jan 2023	09:45
7	Bhalulata	Bhalulata Traction	132 kV	3.440	4.386	13.560	4th Jan 2023	14:15
8	Bhawanipatna	Lanjigarh Traction	132kV	8.951	5.759	17.700	29th Jan 2023	05:30
		Bhawanipatna	2x12.5=25	9.852	8.312	13.068	13th Jan 2023	08:00
9	Birmaharajpur	Birmaharajpur	1x20=20	6.269	4.951	8.922	7th Jan 2023	18:30
10	Bolangir PG	415V side Tertiary		0.024	0.024	0.024	1st Jan 2023	00:00
11	Bolangir	Bolangir	3x40=120	38.516	33.548	62.297	30th Jan 2023	10:30
12	Bolangir (New)	Bolangir (New)	1x40+1x12.5=52.5	1.312	0.668	2.076	31th Jan 2023	18:15
13	Bonai	Bonai(220/33)	2x20=40	9.180	7.993	12.008	5th Jan 2023	17:45
		Bimlagarh Traction	132kV	0.720	1.973	10.280	23th Jan 2023	00:45
14	Brajarajnagar	Kechobahal Traction	132kV	2.000	0.000	5.200	7th Jan 2023	22:45
		Brajarajnagar	1x40+3x20=100	22.676	18.542	29.528	15th Jan 2023	18:15
15	Budhipadar	AAL Feeder-1&2	220 kV	3.200	1.085	41.600	31th Jan 2023	12:45
		BPSL Fedr-1&2	220 kV	86.781	43.389	161.563	31th Jan 2023	14:30
		MCL Fder-1&2	132 kV	16.344	12.569	18.453	7th Jan 2023	19:15
		MSP Feeder	132 kV	0.000	0.429	3.920	21th Jan 2023	23:30
		SMC Power	220 kV	0.000	0.000	7.760	11th Jan 2023	16:45
		Budhipadar	1x20+1x12.5=32.5	4.591	6.107	16.219	24th Jan 2023	10:30
		Vedanta Ltd	220 kV	0.000	0.000	16.000	7th Jan 2023	00:00
16	Burla P.H.	Island & Incomer	11 kV	0.035	0.024	0.053	25th Jan 2023	05:45
17	Chandiposh	Chandiposh Trac	220 kV	1.200	2.904	9.680	7th Jan 2023	17:30
18	Chhend	Adhunik Metallic Fdr.	132 kV	0.413	0.368	1.225	31th Jan 2023	23:45
		Nuagaon Trac.	132 kV	2.400	2.248	11.840	30th Jan 2023	04:15
		Sri Ganesh Metallics	132 kV	2.163	2.708	5.838	20th Jan 2023	04:30
		Chhend	3x40=120	53.525	47.285	69.388	7th Jan 2023	08:15
19	Chipilima P.H.	Chipilima P.H.	1x20+1x12.5=32.5	15.752	13.199	20.696	23th Jan 2023	18:15
20	Deogarh	Deogarh	2x20=40	5.445	4.193	6.375	12th Jan 2023	18:15
21	Ghens	Ghens	1x40=40	41.120	37.731	51.040	26th Jan 2023	10:15
22	Hirakud	Hirakud	1x40=40	10.056	2.131	11.660	10th Jan 2023	08:30
23	Jayapatna	Megalift Feeder-I &II	132 kV	1.400	2.932	4.800	19th Jan 2023	13:00
		Jayapatna	2X40=80	7.070	6.247	11.502	11th Jan 2023	10:45
24	Jharsuguda	Jharsugda Trac.	132 kV	22.880	14.159	25.720	27th Jan 2023	22:45
		Jharsuguda	2x40=80	16.600	14.190	24.200	6th Jan 2023	07:45
		Ultratech Feeder	132kV	10.392	10.161	14.952	30th Jan 2023	22:15
25	Junagarah	Junagarah	3x20=60	20.776	17.148	24.132	29th Jan 2023	18:30
26	Kalunga	Kalunga	2x40=80	47.860	46.770	56.225	31th Jan 2023	10:00
		Mahavir Ferro CGP	33 kV	0.000	0.000	0.000	1st Jan 2023	00:00
27	Kantabanji	Kantabanji Trac.	132 kV	5.400	2.975	10.360	21th Jan 2023	01:45
		Kantabanji	2x40=80	9.760	8.746	17.520	28th Jan 2023	08:30
28	Kakatiya SHEP	Kakatiya	33KV	7.461	5.243	7.761	17th Jan 2023	15:45
29	Katapali	HINDALCO Fdr-1&2	220 kV	1.080	2.557	18.080	12th Jan 2023	11:15
		GodbhagaRTSS	132kV	3.360	3.203	9.320	7th Jan 2023	20:00
		Katapali	1x40+2x20=80	18.533	18.517	32.938	18th Jan 2023	18:30
30	Kesinga	POWMEX Fdr	132 kV	0.453	0.728	3.438	17th Jan 2023	13:00
		Kesinga Traction	132 kV	3.680	5.621	15.480	11th Jan 2023	17:45
		Kesinga	1x40+2x20=80	32.741	25.539	46.218	28th Jan 2023	18:15
31	Khariar	Khariar	2x40=80	27.880	25.297	37.400	13th Jan 2023	18:15
32	Kuchinda	Kuchinda	2x20=40	12.600	9.829	17.563	23th Jan 2023	18:45
33	Kutra S/W	Shiva Cement	132kV	0.883	1.488	6.017	31th Jan 2023	10:30
34	Lapanga	Rengali Traction	132KV	6.720	8.817	18.080	10th Jan 2023	12:45
		Lapanga	2x20=40	8.220	8.090	15.312	5th Jan 2023	10:15
35	Lephripada	Basundhara	220kV	2.787	2.048	3.388	12th Jan 2023	19:00
		Lephripada	2x20=40	7.112	5.330	8.049	9th Jan 2023	18:15
36	Maneswar	Maneswar	2x40=80	4.458	3.591	6.098	25th Jan 2023	18:15
37	Nuapada	Nuapada Trac.	132 kV	2.920	2.213	4.800	31th Jan 2023	14:30
		Nuapada	2x20=40	12.764	11.446	15.424	30th Jan 2023	07:45
38	OPGC	Darlipali	33kV	1.592	1.470	1.935	29th Jan 2023	12:15
39	Padampur	Padampur	1x40+2x20=80	24.572	22.931	33.628	26th Jan 2023	10:30
40	Patnagarh	Patnagarh	1x40+2x20=80	23.028	16.629	31.620	7th Jan 2023	18:00
41	Rairakhol	Rairakhol Trac.	132kV	8.200	3.374	11.960	27th Jan 2023	15:30
		Rairakhol	3x12.5=37.5	7.168	5.160	9.976	18th Jan 2023	18:15
42	Rajgangpur	OCL Feeder	132kV	0.000	0.048	7.640	10th Jan 2023	11:45
		OISL Feeder	132kV	0.000	0.000	0.000	1st Jan 2023	00:00
		Rajgangpur Trac-1&2	132 kV	4.880	3.934	8.400	28th Jan 2023	19:15
		Rajgangpur	3x40=120	49.280	42.833	52.880	11th Jan 2023	18:15
43	Rourkela PG	PG Tertiary	33kV	0.070	0.070	0.070	1st Jan 2023	00:00
44	Rourkela	Rourkela	1x40+3x35=145	43.800	36.424	47.520	10th Jan 2023	08:30
45	Saintala	ORDNANCE Feeder	132 kV	0.960	1.202	2.920	5th Jan 2023	11:00
46	Sambalpur	Sambalpur	1x40+2x31.5=103	47.223	39.214	56.427	11th Jan 2023	08:00
		Shyam DRI Feeder	132 kV	16.560	20.312	37.520	20th Jan 2023	22:45
47	SMC S/W	SMC Power	132kV	0.000	0.645	3.714	27th Jan 2023	13:15
48	Sonepur	Sonepur	2x40+1x20=100	37.312	29.743	50.043	29th Jan 2023	18:45
49	Sundargarah PG	PG TERTIARY	33 kV	0.085	0.085	0.085	1st Jan 2023	00:00
50	Sundargarh	Sundargarh	1x40+2x20=80	16.508	14.944	23.033	7th Jan 2023	18:30
51	Tarkera	RSP Feeder-1&2	220 kV	136.250	0.000	152.344	10th Jan 2023	19:45
		RSP Feeder-3&4	220 kV	98.800	0.000	106.000	10th Jan 2023	20:30
52	Tusura	Tusura	1x40+1x20=60	14.236	13.999	22.832	14th Jan 2023	10:00
		Deogaon Tr.	132kV	2.880	3.730	15.280	17th Jan 2023	11:30
53	Thuapali	Thuapali	2x20=40	4.888	4.273	7.851	24th Jan 2023	18:30
54	VAL Lanjigarh	Vedanta Al. fdr-1&2	132 kV	3.120	0.865	11.280	19th Jan 2023	14:45
55	Vedanta S/W	Vedanta SEZ	400 kV	1425.471	813.929	1469.240	24th Jan 2023	03:30
56	Barkote	Pallhara Feeder	33kV	-1.713	-1.394	-5.213	31th Jan 2023	18:30
57	Joda	Joda-Tensa Feeder	33 kV	10.452	7.835	12.040	12th Jan 2023	07:15
58	Rairakhol	Bamur Feeder	33 kV	-1.936	-1.424	-2.860	18th Jan 2023	18:15
59	Rengali	BUDHAPAL Feeder	33kV	1.032	0.752	1.444	20th Jan 2023	18:00
60	Sonepur	Manamunda Feeder	33 kV	-8.936	-7.968	-13.248	12th Jan 2023	18:15
61	Tentulikhunti	Mukhiguda Fdr	33KV	0.912	0.580	1.436	18th Jan 2023	17:00
		GEDCOL Solar	11KV	0.513	0.167	0.803	24th Jan 2023	12:00
62	ACME SOLAR	ACME SOLAR	132 kV	0.080	0.038	0.120	2nd Jan 2023	17:30
63	Bamra	Joy Iron Steel (Solar)	11 kV	0.000	0.139	0.670	7th Jan 2023	11:45
64	Barkote	Molisati Solar	11 kV	0.000	0.144	0.694	7th Jan 2023	11:00
65	Kesinga	SADIPALI Solar	33kV	0.000	4.664	19.720	8th Jan 2023	11:45
		Vento Power Solar -1	132 kV	0.080	0.054	0.160	16th Jan 2023	19:45
		Vento Power Solar -2	132 kV	0.040	0.035	0.080	1st Jan 2023	00:30
66	Bonei	Mahavir Solar	33 kV	0.000	0.119	0.566	31th Jan 2023	13:30
67	Padampur	Dakshin UPL solar	132kV	0.080	0.050	0.120	1st Jan 2023	00:30
68	Patnagarh	ALEX Solar Pvt. Ltd.	33 kV	0.000	0.802	4.004	25th Jan 2023	11:00
		JYOTI Solar	33 kV	0.000	2.094	9.520	7th Jan 2023	12:00
69	Bolangir (New)	REHPL(Solar)	11kV	0.000	0.178	0.776	7th Jan 2023	11:30
70	Saintala	BEL-OFBL Solar	132kV	0.036	0.020	0.044	3rd Jan 2023	00:00
71	Sonepur	GEDCOL Solar	33 kV	0.000	3.326	14.444	7th Jan 2023	12:15
		ABACUS Holdings Solar	11 kV	0.000	0.000	0.000	1st Jan 2023	00:00
72	Tusura	Vento Power Solar-I	132 kV	0.000	0.038	0.120	7th Jan 2023	06:15
		Vento Power Solar-II	132 kV	0.080	0.042	0.080	1st Jan 2023	00:00
73	Bargarh	Aditya Solar Fdr-I & II	33 kV	0.034	0.021	0.106	2nd Jan 2023	17:45
74	ABSL Sw. Station	Aditya Solar	132kV	0.056	0.047	0.218	25th Jan 2023	18:00
		TPWODL TOTAL ENERGY (MU)		**2,735.8141**	**1,282.8786**	**3,478.7479**		

ENERGY DRAWAL OF TPNODL CONTROL AREA GRID SUBSTATIONS FOR THE MONTH OF JANUARY'2023								
Sl.No	Name of Sub Station	Name of Feeder	Installed Capacity	SMD	Average Drawal	MAX DEMAND		
			MVA	MW	MW	MW	Date	Time
1	Agarpada	Agarpada	1x40=40	6.120	4.776	7.800	21th Jan 2023	19:30
2	Anandpur	Anandpur	1x20+2x12.5=45	12.078	8.845	15.581	24th Jan 2023	20:30
3	Arya Ispat S/w	ARYA Steel Fdr	132kV	7.764	7.376	9.956	13th Jan 2023	06:45
		BRPL Feeder	132kV	15.319	15.922	10.400	31th Jan 2023	07:30
		IMTCPL Fder	132kV	0.756	1.194	3.000	3rd Jan 2023	23:00
4	Balasore	BIRLA Tyre Fder	132kV	0.216	0.212	0.308	9th Jan 2023	20:30
		ISPAT Feeder	132kV	30.760	37.533	48.640	16th Jan 2023	17:00
		Balasore Traction	132kV	6.320	7.281	15.840	28th Jan 2023	16:00
		Balasore	2x63+1x40=166	49.803	34.748	58.468	10th Jan 2023	08:15
5	Bangiriposi	Bangiriposi	2x12.5=25	10.488	7.817	11.532	27th Jan 2023	07:30
6	Barbil	Barbil	2x12.5=25	11.075	7.747	12.138	11th Jan 2023	07:45
7	Baripada PG	Baripada PG Stn.		0.044	0.044	0.044	1st Jan 2023	00:00
8	Baripada	Baripada	3x40=120	16.154	13.154	21.686	31th Jan 2023	08:45
9	Basta	Basta	2x20+1x12.5=52.5	18.630	15.814	24.818	26th Jan 2023	07:45
10	BC Mohanty sw	BC Mohanty fdr	132 kV	7.276	8.549	9.884	21th Jan 2023	04:45
		TOMKA Traction	132kV	1.720	3.328	12.920	19th Jan 2023	10:45
11	Betanati	Betanati	1x20=20	16.176	11.903	17.442	12th Jan 2023	08:45
12	Bhadrak	Dhamra Port (Trac.)	132 kV	1.600	2.552	6.250	6th Jan 2023	00:15
		Dhamra Port Fdr	132 kV	6.863	6.547	13.656	29th Jan 2023	18:45
		FACOR Feeder	132kV	17.320	0.000	34.320	18th Jan 2023	17:45
		FACOR Power	132kV	0.000	0.000	0.800	10th Jan 2023	16:30
		Bhadrak Traction	132 kV	8.640	7.050	14.520	8th Jan 2023	13:00
		Bhadrak	2x63+1x40=166	39.800	29.181	50.400	10th Jan 2023	19:30
13	Bhograi	Bhograi	2x40=80	15.520	13.320	20.640	31th Jan 2023	08:15
14	Bolani	Bolani(132/11)	2x10=20	3.616	2.472	4.692	16th Jan 2023	10:15
15	BRPL S/w	BRPL Feeder	132kV	15.319	15.922	18.163	24th Jan 2023	20:45
		Mesco Feeder	132kV	0.013	0.006	0.031	11th Jan 2023	10:45
16	Chandbali GIS	Chandbali GIS	1x40+1X20=60	4.236	3.172	5.440	26th Jan 2023	18:30
17	Chandikhol	Chandikhol	3x20=60	29.376	21.547	32.387	24th Jan 2023	18:00
18	Chandipur	Chandipur	1x20=20	0.000	4.900	10.777	21th Jan 2023	12:00
19	Daitary	Bamnipal	132kV	1.475	1.093	21.198	29th Jan 2023	03:00
		Daitary	1x12.5=12.5	1.475	1.093	1.888	10th Jan 2023	18:30
20	Dhenkikote	Dhenkikote	2x20=40	4.615	4.860	7.617	12th Jan 2023	18:30
21	Duburi	Jakhapura Traction	132 kV	12.800	9.809	21.600	17th Jan 2023	11:45
		JFAL Feeder	132 kV	7.244	6.989	7.709	7th Jan 2023	12:45
		Mishrilal Feeder	132 kV	12.156	12.512	14.000	20th Jan 2023	07:45
		NINL Feeder	220 kV	21.194	22.558	38.134	31th Jan 2023	21:45
		Duburi(220/33)	2x40=80	13.181	11.378	16.288	13th Jan 2023	08:45
22	Duburi-New	Duburi New(220/33)	1x20=20	0.100	0.000	6.268	8th Jan 2023	01:00
		NU Vista Feeder	220 kV	10.160	0.000	11.680	25th Jan 2023	19:45
		Jindal Stainless-1&2	220 kV	36.080	22.306	48.120	2nd Jan 2023	18:00
		Maithan Feeder	220 kV	0.000	0.121	3.600	11th Jan 2023	11:00
		Rohit Ferrotech	220 kV	31.800	30.997	32.680	3rd Jan 2023	00:00
		TATA Steel Fdr-1&2	400 kV	124.080	66.131	132.760	11th Jan 2023	06:45
		VISA Steel	220 kV	0.000	0.000	0.040	5th Jan 2023	04:00
23	Shree Jagannath steel switching station	Shree Jagannath Steel Fdr	132kV	0.026	0.343	6.231	12th Jan 2023	21:00
24	Haridaspur	RAMCO Feeder 132kV	132 kV	4.976	5.168	6.812	24th Jan 2023	04:45
25	Jajpur Road	Jajpur Road	3x40=120	27.320	19.867	30.240	12th Jan 2023	18:45
		Yazdani CGP Feeder	33 kV	0.000	0.072	0.609	6th Jan 2023	04:15
26	Jajpur Town	Jajpur Town	2x40+1x20=100	24.600	18.216	27.149	24th Jan 2023	19:45
27	Jaleswar	Jaleswar Trac.	132 kV	7.280	6.620	13.680	17th Jan 2023	16:30
		Jaleswar	2x31.5+1x12.5=75.5	14.800	12.213	19.020	26th Jan 2023	08:00
28	Joda	Bansapani Trac.	132 kV	5.319	5.891	18.394	31th Jan 2023	13:30
		FAP Feeder	132kV	17.894	11.034	18.694	12th Jan 2023	00:45
		JSPL Trf-1,2&3(220/33)	2x50+1x20=120	53.753	48.373	55.285	3rd Jan 2023	04:45
		KJS Ahluwalia	33kV	0.000	0.000	2.432	7th Jan 2023	00:15
		TATA STEEL	220kV	3.800	6.400	9.680	7th Jan 2023	18:45
		TATA Steel Long	220 kV	0.000	0.019	5.400	22th Jan 2023	16:00
		Joda	1x40+3x20+1x160=260	32.385	27.174	41.532	4th Jan 2023	18:00
		Sarada Ind (220/33)	1x15=15	0.320	0.374	0.520	2nd Jan 2023	19:15
29	JSW Cement S/W	JSW Cement Fdr	132kV	3.040	2.630	4.680	14th Jan 2023	15:30
30	Karanjia	Karanjia	1x20+2x12.5=45	16.019	11.918	17.506	10th Jan 2023	18:45
31	Keonjhar GIS	Keonjhar GIS	2x20=40	16.888	10.191	17.684	12th Jan 2023	08:00
32	Keonjhar PG	PGCIL Stn. Tertiary	33 kV	0.028	0.028	0.028	1st Jan 2023	00:00
33	Nalda	Nalda Traction	132 kV	2.560	3.214	11.600	17th Jan 2023	02:00
34	Polasponga	ESIL Feeder	132 kV	18.819	13.842	23.494	7th Jan 2023	10:45
		MSP Feeder	132 kV	5.844	5.468	7.376	22th Jan 2023	22:45
		OSISL CGP Feeder	33 kV	0.000	0.428	2.880	28th Jan 2023	05:15
		Patnaik Steel CGP	33 kV	0.000	0.000	0.000	1st Jan 2023	00:00
		Palasponga Trac.	132 kV	5.487	6.751	24.858	25th Jan 2023	11:45
		Polasponga	1x40+2x20=80	17.260	14.756	21.064	31th Jan 2023	17:15
35	Rairangpur	Rairangpur	2x20+1x12.5=52.5	18.749	12.581	21.293	27th Jan 2023	18:45
36	RML Karakhendra	Karakolha	132kV	0.000	0.020	2.900	8th Jan 2023	03:00
37	Somnathpur	IMAMI Feeder	132 kV	3.791	2.372	8.078	23th Jan 2023	07:45
		Stork Feeder	132 kV	11.588	12.099	18.631	31th Jan 2023	21:30
		Somnathpur	2x12.5=25	6.204	4.687	7.808	9th Jan 2023	10:15
38	Soro	Soro	1x40+2x20=80	29.599	21.771	35.044	12th Jan 2023	18:00
39	Telkoi	Telkoi	2x20=40	1.962	1.431	2.976	5th Jan 2023	15:00
40	Udala	Udala	2x40=80	10.120	7.902	11.680	19th Jan 2023	18:30
41	Chandikhol	Badachana Feeder	33kV	-10.510	-7.560	-11.626	24th Jan 2023	08:45
		Kundala Feeder	33kV	-1.599	-0.964	-1.770	1st Jan 2023	20:00
42	Joda	Joda-Tensa Feeder	33 kV	-11.728	-7.835	-12.040	12th Jan 2023	07:15
		TPNODL TOTAL ENERGY (MU)		**965.9509**	**565.6291**	**1325.9338**		

ENERGY DRAWAL OF TPSODL CONTROL AREA GRID SUBSTATIONS FOR THE MONTH OF JANUARY'2023								
Sl.No	Name of Sub Station	Name of Feeder	Installed Capacity	SMD	Average Drawal	MAX DEMAND		
			MVA	MW	MW	MW	Date	Time
1	Akhusingh	Akhusingh	2x12.5=25	11.913	8.352	13.417	10th Jan 2023	07:45
2	Aska	Aska	4x40=160	48.360	25.698	51.680	17th Jan 2023	18:15
3	Aska New	Aska New	1x40=40	13.702	8.012	14.322	12th Jan 2023	18:30
4	Balimela	Balimela (220/33)	1x40+1x20=60	12.448	8.424	13.436	21th Jan 2023	18:30
5	Berhampur	Berhampur	2x40+1x20=100	30.863	26.135	36.022	9th Jan 2023	08:45
6	Bhanjanagar	Bhanjanagar	2x40+1x16=96	25.186	14.956	30.823	20th Jan 2023	18:45
7	Boudh	Boudh	2x20=40	6.828	4.524	10.692	11th Jan 2023	18:15
8	Chatrapur	IRE Feeder-1&2	132kV	7.828	8.056	9.647	8th Jan 2023	19:45
		Rambha Traction	132 kV	4.440	4.255	13.440	6th Jan 2023	07:45
		Chatrapur	3x20=60	19.355	15.934	30.893	3rd Jan 2023	17:45
9	Chikiti	Chikiti	1x40=40	7.240	4.931	7.640	17th Jan 2023	07:15
10	Dabugaon	Dabugaon	2x12.5=25	7.636	6.579	11.632	7th Jan 2023	18:15
11	Digapahandi	Digapahandi	2x20+1x12.5=52.5	24.775	14.635	27.700	24th Jan 2023	07:15
12	Ganjam	GRASIM Ind. Ltd.	132kV	16.831	15.951	19.031	28th Jan 2023	14:45
		Ganjam	2x12.5=25	15.376	8.705	16.536	10th Jan 2023	08:00
13	G Udaigiri	G Udaigiri	1x20=20	6.748	0.000	10.698	7th Jan 2023	18:30
14	Gunupur	Gunupur	2x20=40	0.000	0.158	0.728	27th Jan 2023	18:15
15	Hinjli GIS	Hinjli GIS	2x20=40	8.574	0.000	8.828	10th Jan 2023	07:00
16	Jeypore PG	Jeypore PG Ter.	28KV	0.095	0.095	0.095	1st Jan 2023	00:00
17	Jayanagar	Jeypore Trac.	132 kV	13.040	10.566	28.440	24th Jan 2023	09:00
		Jayanagar	2x20+1x12.5=52.5	33.963	27.384	38.480	24th Jan 2023	18:45
18	Kalimela	Kalimela	2x20=40	0.000	1.104	7.996	24th Jan 2023	19:15
19	Kasipur	Kasipur(220/33)	1x20=20	1.420	1.058	1.984	11th Jan 2023	08:15
20	Laxmipur	Laxmipur RTSS	220kV	1.766	0.000	8.731	23th Jan 2023	10:45
		Laxmipur(220/33)	1x20=20	10.652	6.170	11.580	24th Jan 2023	07:45
		Utkal Alumina Fdr-I&II	220kV	0.040	1.631	20.080	23th Jan 2023	07:15
21	Malkangiri	Malkangiri (220/33)	2x40=80	12.560	7.611	13.800	9th Jan 2023	07:15
22	Meenakshi s/w	Megalift Feeder	33kV	0.008	0.018	0.420	6th Jan 2023	10:30
23	Mohana	Mohana	2x12.5=25	7.444	4.993	8.312	6th Jan 2023	18:00
24	Muniguda	Muniguda	1x12.5=12.5	6.815	4.762	7.301	13th Jan 2023	07:30
		Bissam-Cuttack Tr	132 kV	11.080	5.999	20.160	24th Jan 2023	16:00
25	Narendrapur	TATA Feeder-I&II	220 KV	25.360	23.851	26.272	24th Jan 2023	04:30
		Narendrapur Trac	132 kV	5.200	4.277	11.440	14th Jan 2023	11:30
		Narendrapur	3x40+1x20=140	24.284	19.875	26.108	31th Jan 2023	18:15
26	Nabarangpur	Nabarangpur	1x20=20	5.375	6.326	13.971	28th Jan 2023	18:45
27	Paralakhemundi	Paralakhemundi	3x12.5=37.5	13.032	9.204	19.140	30th Jan 2023	18:45
28	Phulbani	Phulbani	2x40+1x12.5=92.5	18.024	12.129	21.448	8th Jan 2023	07:30
29	Podagada	Podagada	1x12.5=12.5	4.785	7.122	14.255	19th Jan 2023	07:45
30	Potangi	Potangi	1x40=40	3.064	2.337	5.692	20th Jan 2023	08:30
31	Purushottampur	Purushottampur	1x20+2x12.5=45	16.083	9.539	16.083	12th Jan 2023	07:30
32	Rayagada	Rayagada Trac.	132 kV	6.800	4.928	14.600	7th Jan 2023	17:00
		Rayagada	2x12.5=25	10.528	7.328	11.340	10th Jan 2023	07:30
33	Sunabeda	HAL Feeder	132kV	7.116	4.069	10.324	21th Jan 2023	08:30
		Sunabeda	1x20+2x12.5=45	30.128	13.836	30.164	12th Jan 2023	07:45
34	Tentulikhunti	Tentulikhunti	3x20=60	14.979	8.910	17.334	14th Jan 2023	10:00
		Guhipita	33kV	0.310	0.371	1.660	7th Jan 2023	12:15
35	Therubali	JK Feeder	132kV	0.000	0.000	9.840	7th Jan 2023	17:45
		Bhalumaska Trac.	132kV	1.600	0.000	9.600	14th Jan 2023	17:15
		Therubali	2x12.5=25	5.484	3.954	7.388	23th Jan 2023	09:45
36	Umerkote	Umerkote	2x20=40	30.044	22.609	31.868	25th Jan 2023	18:30
37	Balugaon	Khallikote Feeder	33kV	15.756	8.436	16.640	20th Jan 2023	19:00
38	Sonepur	Manamunda Feeder	33kV	10.764	7.968	13.248	12th Jan 2023	18:15
39	Tentulikhunti	Mukhiguda Fdr	33KV	-0.972	-0.580	-1.436	18th Jan 2023	17:00
		Vento Energy Solar	132 kV	0.000	0.047	0.280	27th Jan 2023	18:15
40	Boudh	Aditya Birla Solar-I 33kV	33kV	2.289	0.000	25.424	8th Jan 2023	11:15
41	Damanjodi	Nalco	220kV	47.920	0.000	51.160	10th Jan 2023	09:45
		Nalco	132kV	40.680	0.000	40.680	12th Jan 2023	07:30
		TPSODL TOTAL ENERGY (MU)		**705.6171**	**314.8847**	**939.0647**		

SYSTEM DISTURBANCE IN THE MONTH OF JANUARY-2023
(A) TRIPPING OF Line / EQUIPMENT WITHOUT LOAD LOSS

Sl. No.	Sub-Station	Date	from	To	Duration	Lines / Equipments / Generating Units Tripped	Relay Indication / Cause	Grid Sub-stations affected (it can be more than one)	Area interruption period	Remarks	Energy Loss (In MU)
1	Tarkera	01-01-23	12:38	21:03	08:25	220kV Tarkera - Bonai feeder 220kV Tarkera - Rengali feeder	MT			SPS	
2	Pratapsasan	02-01-23	17:02	18:30	01:28	220kV Pandiabil - Pratapsasan Circuit-2	**At Pratapsasan end**:- DP, B ph to E, Zone-1, If=142A				
			17:02	18:34	01:32	220kV Pandiabil - Pratapsasan Circuit-1	**At Pratapsasan end**:- DP, B ph to E, Zone-1, If=2.3kA, Dist-15km **At Pandiabil end**:- Zone-2 operated				
3	Dhenkanal	03-01-23	11:17	04-01-23 14:05	26:48	132kV Dhenkanal - Meramundali feeder	**At Dhenkanal end**:- DP Relay operated, Z-1, Dist.-27.97km, R-N fault loop, IR=1043kA, IY=171.5A, IB=196.4A, IN=1.51kA **At Meramundali end**:- DP Relay operated, Z-1, Dist.-13.526km, R-N fault loop, IR=5.083kA			Line patrolling done by Chainpal Line SDO & LC taken to attend the B/D.	
4	New Duburi	04-01-23	10:08	11:04	00:56	400kV 125MVAR Bus Reactor	86 operated			During hand tripping of Tie CB of 400kV New Duburi - Pandiavil line, 125MVAR Bus Reactor MAIN CB got tripped with PSD in 'IN' Position.	
5	Chhend	07-01-23	17:30	18:29	00:59	132kV Chhend - Kuarmunda feeder	At Chhend end:- Tripped on E/F, O/C IL1-0.00kA, IL2-3.95kA, IL3-0.00kA At Kuarmunda end:- Tripped on E/F, O/C, IL1-0.00kA, IL2-4.05kA, IL3-0.01kA			LA bursted Shree Ganesh Metaliks Limited.	
6	Berhampur	08-01-23	19:17	20:18	01:01	132kV Hinjili - Berhampur feeder	**At Berhampur end**:- DP relay optd. MR optd. Rph-3.172kA, Zone-1, Distance-12.53km				
7	Bhograi	11-01-23	00:26	01:05	00:39	132kV Bhograi - Kuchei feeder	DP, B-ph to E, If=1.73kA				
8	Laxmipur	12-01-23	19:09	19:45	00:36	220kV Laxmipur - Aditya circuit-1	Direct trip due to voltage imbalance				
9	New Duburi	13-01-23	03:47	17:36	13:49	220kV New Duburi - Paradeep circuit-1	**At New Duburi end**:- MAIN 1 & 2 DP Operated, GR A/B Trip Relay operated. MAIN-I:-1st Event:- General trip, Y PH Picked up, E/F Pick up, Zone-1 Trip, Dist-31.9km, PUT-59ms, TT-1ms, A/R operated, IL2=4.82kA , Distance pick up, L 2 TO E, 2nd event:- A/R Unsuccessful, IL1-0.35kA, IL2-5.69kA, IL3-0.19kA, Dist-28km, MAIN-II- 1st Event:- General trip, Y ph picked up, E/F pick up, Zone-1 Trip, Dist-35.6km, PUT-54ms, TT-0ms, A/R operated, IL2=4.82kA, Distance pick up, L2 TO E, 2nd event:- A/R Unsuccessful, IL1-0.35kA, IL2-5.72kA, IL3-0.20kA, Dist-31km **At Paradeep end**:- Main-1 DP, 1st event:- Y-N, Zone-1, Dist-71.8km, A/R Operated, 2nd Event:-Y-N, Zone-1, Dist-63.6km, A/R Unsuccessful, Main-2 DP, 1st Event:- Y-N, Zone-1, Dist-71.9km, A/R Operated, 2nd Event:- Y-N, Zone-1, Dist-65.4km, A/R Unsuccessful			Fault at LOC no 113 with Y Phase suspension insulator damage.	
10	Basta	13-01-23	06:13	14:26	08:13	132kV Basta - Jaleswar feeder	**At Basta end**:- Zone-1, B ph-Gnd, Distance- 8.258km, Ir-116.1A, Iy-94.04A, Ib-2.405kA **At Jaleswar end**:- Zone-1, B ph-Gnd, Distance-12.956 km, Ir-99.2A, Iy-95.6A, Ib-1.973kA			After patrolling of Basta-Jaleswar feeder, the fault was found at loc no-139(nx), B-phase insulator string was punctured and it was replaced.	
11	Tarkera	13-01-23	07:34	17-01-23 14:55	103:21	220kV Tarkera - Bonai feeder 220kV Tarkera - Rengali feeder	MT			SPS	
12	Bhadrak	13-01-23	09:05	09:25	00:20	132kV Bhadrak - Facor feeder	**At Bhadrak end**:- Tripped on Y- PH O/C, IA= 124.9A, IB= 123.2A, IC= 199.6A, VAB=130kV, VBC=130kV, VCA=128kV	Facor feeder	00:20		
13	Therubali	13-01-23	12:12	12:45	00:33	220kV Therubali - Indravati circuit-2	**At Therubali end**:- L3N, Zone-1, Dist-108.59km, If=1.1 kA **At Indravati end**:- L3N, Zone-1, Dist-6km, If=4.9 kA				
14	Paradeep	14-01-23	03:33	08:29	04:56	132kV Paradeep - IFFCO circuit-I	O/C, R PH, IL1-5.91kA, IL2-0.18kA, IL3-0.13kA				
15	New Duburi	14-01-23	05:06	19:13	14:07	400kV New Duburi - Meramundali circuit-1	**At New Duburi end**:- Tie BKR A/R Operated, A/R OFF, Carrier-1/2 Fail, MAIN-I:- 1st Event:- General trip, B ph Trip, 1-Pole Trip, Distance PU L3E, IL3=6.40kA, Dist-37.5km, A/R close command on, Zone-1 Trip, 2nd Event:- IL1=0.13kA, IL2=0.31kA, IL3=9.06kA, Dist-30.6km, 3-Phase Trip, MAIN-II:- 1st Event:- General Trip, B ph Trip, 1-Pole Trip, Distance PU L3E, IL3=6.41kA, Dist-37.2 km, A/R Close command on, Zone-1 Trip, 2nd Event:- IL3=9.08kA, Dist-30.5km **At Meramundali end**:- MAIN 1: B-E, IL3=5.05kA, Dist-59.3km, MAIN 2:- B-E, IL3=5.04kA, Dist-59.2km				
16	Thuapali	15-01-23	06:06	06:28	00:22	132kV Thuapali - Katapali feeder	DP operated, B-ph to E				
17	Therubali	15-01-23	11:55	12:19	00:24	160 MVA 220/132kV Auto-3	WTI Trip(Malfunction)				
18	Therubali	16-01-23	12:45	17:23	04:38	220kV Therubali - Indravati Circuit-2	**At Therubali end**:- L3N, Zone-1, Dist-9.7km, If=5.1kA **At Indravati end**:- L3N, Zone-1, Dist-70km, If=751 A				
19	Saintala	16-01-23	14:46	15:02	00:16	132kV Saintala - Tusura feeder	**At Saintala end**:- DP operated, Zone-1			Feeder was charged from Tusura end at 14:52hrs.	
20	Therubali	17-01-23	10:59	13:06	02:07	220kV Therubali - Indravati circuit-2	**At Therubali end**:- L3N, Zone-1, Dist-9.08km, If=4.97 kA **At Indravati end**:- L3N, Zone-1, Dist-71.29km, If=786 A				
21	Therubali	19-01-23	14:25	16:22	01:57	220kV Therubali - Indravati Circuit-2	**At Therubali end**:- L3N, Zone-1, Dist-11.26km, If=5.21kA **At Indravati end**:- L3N, Zone-1				
22	Budhipadar	20-01-23	11:54	12:28	00:34	220kV Budhipadar - IBTPS circuit-II	**At Budhipadar end**:- CB did not trip **At IBTPS end**:- General trip, Direct transfer trip				
23	Paradeep	21-01-23	04:22	09:41	05:19	132kV Paradeep - IFFCO circuit-I	O/C, R PH, IL1-4.95kA, IL2-0, IL3-0				
24	Tarkera	21-01-23	06:53	06:53	00:00	220kV Tarkera - Budhipadar circuit-2	**At Tarkera end**:- DP1:- LOOP- B-N, Zone-1, Dist- 5.978km, IB=12.88kA, DP2 : Zone-1, Dist-5.833km, IL2= 12.664kA, LOOP L2_E, IN = 13.089kA **At Budhipadar end**:- DP: Zone-2, Loop=L2_E, Dist- 105.9km, IL2=2.029kA				

Sl. No.	Sub-Station	Date	from	To	Duration	Lines / Equipments / Generating Units Tripped	Relay Indication / Cause	Grid Sub-stations affected (it can be more than one)	Area interruption period	Remarks	Energy Loss (In MU)
25	Rengali	21-01-23	12:59	13:15	00:16	220kV Rengali S/Y - Deogarh feeder	Tripped because of PT supply Fail				
			12:59	13:12	00:13	220kV Rengali S/Y - Tarkera feeder					
26	Choudwar	21-01-23	15:35	19:05	03:30	132kV Choudwar - Bidanasi feeder	**At Choudwar end**:- Dist.start B phase, Zone-1, tripped phase A,B,C. Ia-460A, Ib-492.8A, Ic-5.073kA, Fault duration-83.36ms, trip time-80.03ms, Fault location-2.350km, Fault resistance-9.962ohm				
27	Kendrapara	22-01-23	03:05	05:02	01:57	132kV Kendrapara - Salipur feeder	**At Kendrapara end**:- Tripped on Back up E/F with M/R. IR-496.05A, IY-1.379kA, IB-515.69A				
28	Joda	22-01-23	13:20	14:36	01:16	220kV Joda - Ramchandrapur feeder	**At Joda end:**- DP Relay(Main-I):- FL:-A-N Trip, Fault Distance-2.058km, Zone-01, Fault current- Ia=5.745kA, Ib=213.1A, Ic=618.4A, VAN=17.30kV, VBN=135kV, VCN=133kV, DP Relay(Main-II):- FL-AGT, Fault Distance-1.91km, Zone-01, Fault current- A=6053A, B=229A, C=635A, N=6885A, G=6886A **At Ramchandrapur end**:- DP Relay:- Fault Distance- 122km, Zone-02, Fault current:- Ia=1.35kA, Ib=0.05kA, Ic=0.05kA				
29	Balasore	24-01-23	12:15	17:04	04:49	220kV Balasore - New Duburi feeder	**At Balasore end:**- Main-I:- C-N, Zone-1, fault distance-101.7km, fault current-Ia=49.39A, Ib=52.43 A, Ic=1.388kA, Main-II:- Fault Loop-L3-N, Zone-1, Dist-94.264km, Fault current IL1=50.29A, IL2=47.24A, IL3=1373.84A **At New Duburi end:-** Main-I:- B-ph Trip, Zone-I, fault distance-45.4km, fault current- Ib=2.72kA, Main-II:- B-ph Trip, Zone-I, Dist-46.22km, Fault current Ib=3.077kA			After petrolling no fault was found.	
30	Jayanagar	24-01-23	16:45	17:02	00:17	132kV Jayanagar - Damanjodi feeder	R-N, Zone-1, Dist-22.18km, If=2.48kA				
31	Meramundali	25-01-23	13:03	14:56	01:53	400kV Meramundali - JSPL circuit-1	DP, Zone-1, B-ph to E, If=11.88kA, Dist-17.3km			Synchronised at JSPL end at 15:06Hrs	
32	Therubali	26-01-23	13:15	13:33	00:18	220kV Therubali - Indravati Circuit-1	**At Therubali end**:- AB-T, Zone-1, Dist-14.60km, Ia= 5354A, Ib=5372A, Ic=24A **At Indravati end**:- AB-T, Zone-1, Dist-65.92km, Ia= 1.34kA, Ib=1.307kA				
33	Jayanagar	29-01-23	06:52	07:19	00:27	132kV Jayanagar - Tentulikhunti circuit-2	C-N, Zone-1, Dist-46.81km, IF=1.88kA				
34	Joda	29-01-23	22:27	22:34	00:07	132kV Joda - Kenduposi feeder	Tripped at Kenduposi end only. **At Kenduposi end**:- B/U relay tripped, O/C tripped, Fault current IL1=0.10kA, IL2=0.81kA, IL3=0.74kA				
35	Dhenkanal	30-01-23	22:27	22:37	00:10	132kV Dhenkanal - Khajuriakata - Nuapatna feeder	**At Dhenkanal end**:- DP Relay operated**,** fault loop B-N, Zone-1, Dist.-16.72km, IB=2.308kA **At Khajuriakata end:**- DP Relay operated, fault loop B-N, Zone-1, Dist-13.1km, IB=1.99kA **At Nuapatna end:**- H/T			Line test charged & stood OK	
36	Kalunga	31-01-23	11:24	12:52	01:28	132kV Kalunga - Budhipadar feeder	**At Kalunga end:**- DP Relay, Tripped Phase- Y-N, Zone- 1, Fault location- 6.646km, Fault duration- 61.45ms, Ir-174.8A, Iy-5.036kA, Ib-177.6A, Fault Duration-61.45ms, Fault Resistance- 2.547 ohm **At Budhipadar end:**- Fault Location-79.76km, L2-N, IL2-1.271kA			Tripped due to spark during stringng of LT line at the fault location Charged after getting clearance from T/L S/D Rourkela and stook OK	

SYSTEM DISTURBANCE IN THE MONTH OF JANUARY- 2023
(B) TRIPPING OF Line / EQUIPMENT WITH LOAD LOSS

Sl. No.	Sub-Station	Date	From	To	Duration	Lines / Equipments / Generating Units Tripped	Relay Indication / Cause	Grid Sub-stations affected (it can be more than one)	Area interruption period	Remarks	Energy Loss (In MU)
1	Balasore	01-01-23	23:06	23:18	00:12	132kV Balasore - Ispat Alloy feeder	**At Balasore end**:- Overpower, fault current:- Ir-140.1A, Iy-151.6A, Ib-143.7A	Ispat Alloy	01:10		0.043788011
		02-01-23	02:58	03:10	00:12		**At Balasore end**:- Overpower, fault current:- Ir-137.7A, Iy-144.8A, Ib-149.5A				
		02-01-23	09:18	10:04	00:46		**At Balasore end**:- Overpower, fault current:- Ir-141.5A, Iy-158.8A, Ib-151.4A				
2	Salipur	03-01-23	16:35	17:28	00:53	132kV OCL - Salipur feeder	**At Salipur end**:- Fault data recorder by Backup Relay (Micom Alstom P141), E/F 2, Start IN2>1, Trip IN2>1, Active Group 1, System freq=49.91Hz, Relay Trip Time=7.021s, IA=41.34A, IB=23.36A, IC=17.02A, VAB=129.1kV, VBC=130.6kV, VCA=130.4kV, IN measured=61.52A, IN derived=62.54A, IN sensitive=0, VAN=73.44kV, VBN=77.48kV, VCN=74.35kV, VNderived=7.924kV	OCL	00:53	OCL S/S was black out as its Salipur feeder was tripped at Salipur s/s.	0.006503666
			16:35	17:10	00:35	132kV Mania - OCL feeder	**At Mania end**:- Event details:- DP relay operated, Event -AGT, Zone-1, Location -359.78km, Ia-232A -46°, Ib-103A -110°, Ic-59A +104°, In-234A 119°, Ig-234A -61°, Fault location angle 68.82°				
3	Dhenkanal	04-01-23	09:26	09:34	00:08	132kV Dhenkanal - Khajuriakata - Nuapatna feeder	**At Khajuriakata end**:- Tripped on Bph, o/c, B/u operated	Dhenkanal,Joranda Traction,Narveram	00:08		0.004735046
						132kV Dhenkanal - Joranda Road Traction feeder	Power supply failure				
4	Muniguda	05-01-23	17:10	17:11	00:01	132kV Muniguda - RTSS feeder	Over load	Muniguda RTSS	00:02		0.000199962
		06-01-23	21:27	21:28	00:01						
5	Kamakhyanagar	07-01-23	18:01	18:11	00:10	132kV Goda - Kamakhyanagar feeder	**At Goda end**:- DP, Zone-1, Dist-23.8km, Ia-2.739kA, Iy-302A, Ic-367A	Kamakhyanagar	00:21	Line test charged after getting confirmation from line authority & it stood ok.	0.004077633
			18:02	19:06	01:04	132kV Kamakhyanagar - OPCL feeder	DP relay, R-ph			R-ph LA replaced at Kamakhyanagar	
			19:06	19:17	00:11	132kV Goda - Kamakhyanagar feeder	**At Goda end**:- DP, Zone-1, Dist-23.56km, Ia-2.838kA, Iy-332A, Ic-459A			Line test charged after getting confirmation from line authority & it stood ok.	
			19:06	08-01-23 02:30	07:24	132kV Kamakhyanagar - OPCL feeder	DP relay, R-ph + L/C			R-ph LA replaced at Kamakhyanagar	
6	Kuchinda	07-01-23	22:16	22:23	00:07	132kV Kuchinda - SMC feeder	**At Kuchinda end**:- Distance Protection, Zone-1, Ia=2.768kA, Ib=90A, Ic=149A, Fault Loc-31.42km	SMC	00:07	During interruption time Kuchinda grid availed power from Rajgangpur end.	0.000075
7	Balasore	08-01-23	07:31	07:55	00:24	132kV Balasore - Ispat Alloy feeder	**At Balasore end**:- Overpower, fault current:- Ir-151.9A, Iy-143.8A, Ib-155.4A	Ispat Alloy	00:24		0.015013032
8	Dhenkokite	10-01-23	17:13	17:20	00:07	132kV Dhenkikote - Karanjia feeder	Incomer failure at Karanjia end	Dhenkikote	00:07		0.000566961
9	Balasore	11-01-23	05:05	05:40	00:35	132kV Balasore - Ispat Alloy feeder	**At Balasore end**:- Overpower, fault current:- Ir-147.6A, Iy-143.6A, Ib-145.6A	Ispat Alloy	00:35		0.021894005
10	Kesinga	11-01-23	06:43	06:54	00:11	132kV Bhawanipatna - Kesinga feeder	Supply failed from Kesinga end	Bhawanipatna,Lanjigarh RTSS Junagarh	00:11	Failed from Kesinga	0.006976552
			06:44	17:06	10:22	132kV Kesinga - Junagarh feeder	LA Brust Y & B-Phase at Kesinga end		00:40		
11	Budhipadar	13-01-23	19:54	20:04	00:10	132kV Budhipadar - Remja feeder	**At Budhipadar end**:- tripped on D/P relay, M/T operated, fault loop=R-Ph to Ground, Zone-1, FD=7.496km, Ia=9.132kA, Ib=287.1A, Ic=458.6A **At Remja end**:- CB did not trip	Brajarajnagar,Kechhobahal RTSS	00:10	132kV Budhipadar - Brajrajnagar tripped at Budhipadar end immediately after antitheft charging 132kV RTSS Belpahar-I feeder.	0.000302195
		13-01-23	19:59	20:05	00:06	132kV Budhipadar-Brajrajnagar feeder	FFS				
		13-01-23	19:59	20:13	00:14	132kV Brajarajnagar - RTSS Kechhobahal feeder					
		13-01-23	19:59	20:07	00:08	132/33kV TRF-I (NGEF)					
		13-01-23	19:59	20:22	00:23	132/33kV TRF-III (HHE)					
		13-01-23	19:59	20:06	00:07	132/33kV TRF-IV (T & R)					
12	Balasore	14-01-23	01:00	11:54	10:54	132kV Balasore - Udala feeder	**At Balasore end:-** DP relay:- C-G-T, Zone-I, Dist-12.01km, Ia=77A, Ib=99A, Ic=4613A **At Udala end:-** Gen Trip, Dist Trip, B-Ph P/U, Zone-I, Ir=0.08kA, Iy=0.1kA, Ib=0.93kA, Dist-36.9km	Udala	08:20		0.065852935
13	Kantabanji	17-01-23	15:33	15:50	00:17	132kV Kantabanji - Railway feeder	Tripped on Overcurrent (line to line fault)	Kantabanji RTSS	00:17		0.0004958
14	Chandpur	20-01-23	06:20	06:21	00:01	132kV Chandpur - Atri feeder	**At Chandpur grid:-** Auto Reclosure successful with following indications: L1 to E, Dist-50.5km, pickup time-9ms **At Atri end**:- Auto Reclosure successful with indications:- Zone-1, L1 to E, Ia=9.763kA, Ib=63.528A, Ic=35.9A, Distance-3.428km	Chandpur	00:01		0.000103916
15	Budhipadar	20-01-23	06:46	07:22	00:36	132kV Budhipadar - MSP feeder	Master Trip	MSP feeder	00:36		0.000257169
16	Bangiriposi	22-01-23	02:40	03:02	00:22	132kV Bangiriposi- Rairangpur feeder	**At Bangiriposi end**:- DP relay:- General Trip, Zone-2, Fault Loop:- L2-E, Dist. Pick-up, Dist.-32.5km, IL1-0.01kA, IL2-1.62kA & IL3-0.01kA, B/U Relay:- E/F, O/C in R-Ø & Y-Ø pick-up, IL1-0.01kA, IL2-1.62kA & IL3-0.01kA **At Rairangpur end**:- Zone-1, B-phase, B-N, Dist-8.33km, Ia-627.3A, Ib-539.9A, Ic-375.0A	Rairangpur, Karanjia, Dhenkikote	00:25		0.010207916
			02:40	03:05	00:25	132kV Dhenkikote - Karanjia feeder	Incomer failure at Karanjia end				
17	Choudwar	22-01-23	03:50	07:23	03:33	132kV Choudwar - ICCL feeder	**At ICCL end**:- O/C, B phase, E/F	Bidanasi,Kendrapara RTSS	01:04		0.033754807
			03:50	04:15	00:25	132kV Choudwar - Bidanasi feeder	**At Choudwar end:-** Dist.ph B, Zone1 & 4, Dist-90.17m, Ia-837.1A, Ib-898.3A, Ic-4.811kA **At Bidanasi end**:- Started ph BN, Zone-2, Dist-14.64km, Ib-4.784kA				
			03:50	04:30	00:40	132kV Choudwar - T S Alloy feeder	**At Choudwar end**:- Dist.ph B, Zone-4, Dist-212.1m, Ia-281.8A, Ib-470.0A, Ic-2.067kA **At TS Alloy end:-** Zone1, O/C, E/F				
			03:50	04:15	00:25	132kV Choudwar - Kendrapara Road Traction feeder	Supply failure				
			04:40	05:19	00:39	132kV Choudwar - Bidanasi feeder	**At Choudwar end:-** Dist.ph Y, B, Zone1 & 4, Dist-80.99m, Ia-287.2A, Ib-4.777kA, Ic-211.3A **At Bidanasi end**:- Started ph AN, Zone2, Dist-14.59km, Ia-4.746kA				
			04:40	08:12	03:32	132kV Choudwar - T S Alloy feeder	**At Choudwar end**:- Dist.ph Y, B, Zone4, Ia-98.58A, Ib-2.161kA, Ic-104.6A				
			04:40	05:19	00:39	132kV Choudwar - Kendrapara Road Traction feeder	Supply failure				
18	BC Mohanty	24-01-23	08:10	09:07	00:57	132kV Duburi - B.C.Mohanty feeder	**At Duburi end**:- O/C & E/F DP optd, Ia=2.25kA, Ib=0.26kA, Ic=0.24kA	B.C.Mohanty	01:03		0.008976816
			08:10	09:50	01:40	132kV B.C.Mohanty - Bamnipal feeder	**At B.C.Mohanty end**:- E/F, B/U optd. Ia=2.52kA, Ib=0.03kA, Ic=0.04kA				
19	Muniguda	24-01-23	18:33	18:35	00:02	132kV Muniguda - RTSS feeder	Over load	Muniguda RTSS	00:02		0.000199962
20	Jayanagar	25-01-23	15:22	15:33	00:11	132kV Jayanagar - Tentulikhunti circuit-1	C-N, If=80A	Tentulikhunti,Jayanagar RTSS,Meenakshi	00:07	132KV B/C tripped inturrupting entire 132KV Extension switchyard due to the fault in 132KV TTK-1 Fdr.During that period 132kv TTK-Nabrangpur fdr was in L/C.	0.002279773
			15:22	15:29	00:07	132kV Jayanagar - Railway feeder	132KV B/C tripped inturrupting entire 132KV Extension switchyard due to the fault in 132KV TTK-1 Fdr.During that period 132kv TTK-Nabrangpur fdr was in L/C.				
			15:22	15:29	00:07	132kV Jayanagar - Meenakshi feeder	132KV B/C tripped inturrupting entire 132KV Extension switchyard due to the fault in 132KV TTK-1 Fdr.During that period 132kv TTK-Nabrangpur fdr was in L/C.				
			15:22	15:29	00:07	132kV Jayanagar - Tentulikhunti circuit-2	132KV B/C tripped inturrupting entire 132KV Extension switchyard due to the fault in 132KV TTK-1 Fdr.During that period 132kV TTK-Nabrangpur fdr was in L/C.				
21	Phulnakhara	25-01-23	16:26	16:30	00:04	132kV Pratapsasn - Phulnakhara circuit-1 & 2	Tripped by LBB relay	Phulnakhara	00:04	During tesing of new Master Trip relay in 20MVA Trf-1 relay panel, the respective feeder tripped on LBB protection relay. It is worth	0.00142373
						132kV Mancheswar - Phulnakhara feeder					
22	Kesinga	30-01-23	09:46	09:51	00:05	132kV Kesinga - Khariar feeder	R-ph O/C	Khariar,Kantabanji,Kantabani RTSS	00:05		0.001195328
	Kantabanji	30-01-23	09:48	09:53	00:05	132kV Kantabanji - Khariar incomer feeder	Tripped on Overcurrent at GSS Kesinga				
23	Malkangiri	30-01-23	14:03	14:20	00:17	220kV Balimela - Malkangiri Circuit-2	Interrupted from Balimela end	Malkangiri,Kalimela	00:17	Interrupted from Balimela end	0.001016764
			14:06	14:17	00:11	220kV Malkangiri - Kalimela Circuit-1	Incomer failure from Malkangiri				

AUTO TRANSFORMER LOADING FOR THE MONTH OF JANUARY'2023

Name of the 220 kV Sub-Station (Feeding Sub-stations/Feeders)	Capacity	Drawal details						REMARKS
		Maximum			Minimum			
	MVA	MW	Day	Time	MW	Day	Time	
ATRI	2x160	73.20	21st Jan 2023	18:45	21.56	9th Jan 2023	02:30	
{ Banki, Khurda, Chandpur & Argul}		78.28	20th Jan 2023	18:00	21.56	9th Jan 2023	02:30	
ASKA NEW	2x160	105.68	13th Jan 2023	17:00	15.08	24th Jan 2023	13:30	
		104.92	13th Jan 2023	17:00	14.96	24th Jan 2023	13:30	
BALASORE 220/132 KV	3x160	70.96	21st Jan 2023	07:30	24.60	2nd Jan 2023	02:15	
{ Balasore, Birla Tyre(I), Ispat Alloy(I),		62.48	31st Jan 2023	00:00	23.24	2nd Jan 2023	03:00	
Jaleswar, Jaleswar(T)}		69.96	21st Jan 2023	07:30	24.44	2nd Jan 2023	02:15	
BAMRA 220/132/33KV	1x160							
BARGARH 220/132 kV	1x100	77.92	27th Jan 2023	11:00	8.56	16th Jan 2023	09:15	
	1x160	47.64	27th Jan 2023	11:00	4.84	16th Jan 2023	09:15	
BHADRAK 220/132 KV	1x100	27.56	30th Jan 2023	19:00	8.64	12th Jan 2023	15:30	
{Bargarh, Ghensh}	1x160	55.56	11th Jan 2023	12:30	15.04	12th Jan 2023	15:30	
	1x160	54.92	11th Jan 2023	12:30	15.32	12th Jan 2023	15:30	
BHANJANAGAR 220/132 KV	1x160	59.04	13th Jan 2023	07:45	4.20	7th Jan 2023	14:00	
{ Bhanjanagar, Aska, Phulbani,	1x160	52.20	13th Jan 2023	07:45	3.40	7th Jan 2023	14:00	
BIDANASI 220/132 KV	1x100	30.92	24th Jan 2023	18:00	0.08	9th Jan 2023	02:30	
{Bidanasi, Khurda }	1x100	0.00	UNDER SHUTDOWN				00:00	
	1x160	44.12	24th Jan 2023	18:00	0.04	9th Jan 2023	07:15	
BOLANGIR (SADAIPALLI) 220/132 KV	2x160	103.48	9th Jan 2023	16:45	0.64	7th Jan 2023	14:00	
		103.48	9th Jan 2023	16:45	0.64	7th Jan 2023	14:00	
{ Bolangir, Patnagarh, Sonepur,		113.68	10th Jan 2023	17:00	0.64	7th Jan 2023	14:00	
BUDHIPADAR 220/132 KV	2x160	95.44	3rd Jan 2023	17:45	30.08	8th Jan 2023	14:30	
{ Jharsuguda, Jharsuguda Tr,		101.12	3rd Jan 2023	17:45	31.40	8th Jan 2023	14:30	
CHANDAKA 220/132 KV	1x100	36.60	2nd Jan 2023	18:00	10.72	12th Jan 2023	02:45	
{ Chandaka, Bhubaneswar, Nimapada,	1x160	63.52	2nd Jan 2023	18:00	18.72	12th Jan 2023	02:45	
Ransinghpur, Puri,Kesura, Kaipadar Tr.	1x100	39.68	2nd Jan 2023	18:00	11.68	9th Jan 2023	03:00	
}	1x160	61.04	2nd Jan 2023	18:00	17.80	12th Jan 2023	02:45	
CUTTACK	1x160	59.92	2nd Jan 2023	17:45	0.04	9th Jan 2023	07:15	
	1x100	36.88	2nd Jan 2023	17:45	0.08	9th Jan 2023	08:00	
DUBURI 220/132 KV	1x160	73.44	9th Jan 2023	20:00	31.48	6th Jan 2023	00:30	
{Duburi, Bamnipal(I), BRPL, MESCO,	1x160	61.76	14th Jan 2023	18:15	30.20	6th Jan 2023	00:30	
Jajpur Road, Kalarangi, Jajpur Town}	1x160	44.48	9th Jan 2023	20:00	18.88	6th Jan 2023	00:30	
GODA	1x160							
	1x160							
Gunupur	1x160							
	1x160							
JAYAPATNA 220/132 KV.								
JAYANAGAR 220/132 KV.	1x160	7.30	24th Jan 2023	08:45	2.30	17th Jan 2023	01:15	
[Damanjodi(NALCO), Traction S/Ss,	1x160	61.56	18th Jan 2023	18:30	4.84	6th Jan 2023	13:30	
JODA 220/132 KV	1x160	61.16	13th Jan 2023	07:45	33.60	6th Jan 2023	14:00	*"*" - Alternate P/S*
{ Joda,Tensa, FAP(I), Bolani(I), Nalda	1x160	120.92	11th Jan 2023	13:45	33.48	6th Jan 2023	14:15	*from Kuchei.*
*Tr.,Polasponga, *Rairangpur, Bhalulata*	1x160	96.04	11th Jan 2023	15:15	27.84	6th Jan 2023	09:30	
KAURMUNDA 220/132 KV	1x160							
KATAPALI 220/132 KV	1x100	34.40	10th Jan 2023	10:45	0.04	2nd Jan 2023	19:45	*Supported by Burla*
{Chipilima,Bargarh, ACC,Sonepur &	1x100	30.32	24th Jan 2023	09:45	0.04	1st Jan 2023	05:30	*& Chipilima power.*
Katapali area load.}	1x160	45.60	24th Jan 2023	09:45	0.04	8th Jan 2023	00:45	
KESINGA	2x160	72.55	28th Jan 2023	17:00	0.05	27th Jan 2023	11:45	
		73.64	28th Jan 2023	17:00	0.06	8th Jan 2023	12:45	
LAPANGA	2x160	72.84	3rd Jan 2023	17:45	15.92	10th Jan 2023	17:00	
{Kuchinda, Aryan Viraj, Shyam		72.84	3rd Jan 2023	17:45	15.56	10th Jan 2023	17:00	
MERAMUNDALI 220/132 kV	3x100	31.04	30th Jan 2023	08:15	0.04	4th Jan 2023	14:45	
{Meramundali Traction, Dhenkanal,		46.36	20th Jan 2023	08:00	0.08	11th Jan 2023	14:15	
Navchrome(I), Hind Metal, Aarti,BRG}		44.60	20th Jan 2023	08:15	0.08	7th Jan 2023	09:45	
Mendhasal *{ Part area load of Khurda*	2x100	30.59	13th Jan 2023	07:45	8.94	20th Jan 2023	15:45	
S/S}		29.15	4th Jan 2023	18:45	8.51	6th Jan 2023	14:00	
NARENDRAPUR 220/132KV	2x160	79.64	6th Jan 2023	07:45	19.80	3rd Jan 2023	15:30	
{ Narendrapur, NarendrapurTr,		85.92	16th Jan 2023	08:15	1.32	31st Jan 2023	00:00	
Berhampur, Chhatrapur, Ganjam,	1x100	49.32	16th Jan 2023	08:15	0.24	13th Jan 2023	14:30	
PARDEEP 220/132 KV	1x100	34.24	20th Jan 2023	18:45	7.80	10th Jan 2023	02:45	
{ Paradeep, Kendrapada, Pattamundai,	1x160	56.28	20th Jan 2023	18:45	13.08	10th Jan 2023	02:45	
Chandikhol, Cuttack, Jagatsinghpur,	1x160	60.20	20th Jan 2023	18:45	14.28	10th Jan 2023	02:45	
Pratapsasan	1x160							
TARKERA 220/132 KV	1x100	0.00	1st Jan 2023	00:00	0.00	1st Jan 2023	00:00	
[Rourkela, Rourkela Tr.,RSP(I),	1x100	74.52	12th Jan 2023	09:45	33.88	25th Jan 2023	13:45	
Chhend , Adhunik Metal, Rajgangpur,	1x100	73.56	12th Jan 2023	09:45	34.16	25th Jan 2023	13:45	
OCL(I), Rajgangpur Tr.]	1x100	73.04	12th Jan 2023	09:45	33.44	25th Jan 2023	13:45	
THERUVALLI 220/132 KV.	1x100	37.32	12th Jan 2023	07:15	0.64	31st Jan 2023	00:00	*Rayagada &*
{Theruvali, IMFAL(I), JK(I), Junagarh,	1x100	39.12	16th Jan 2023	07:45	0.04	27th Jan 2023	11:00	*Paralakhemundi can be*
Kesinga,Powmex(I), Rayagada, }	1x160	60.96	16th Jan 2023	07:45	0.48	27th Jan 2023	10:45	*fed from Machhkund system.*
TTPS 220/132 KV	1x160							
{ Chainpal, FCI (I), Angul, MCL	1x160							
SAMANGARA	2x160							
{ Puri, Nimapara & Konark}								

STATEMENT OF UFR OPERATION IN GRIDCO SYSTEM DURING THE MONTH OF JANUARY-2023											
Sl.No	UFR Stage	Name of S/S	Name of feeder	Voltage level KV	Tripping details		Load Relief in MW	Restoration details		Duration of interruption in Minutes	Remarks
					Date	Time		Date	Time		
Nil											

MAJOR EVENT FOR THE MONTH OF JANUARY- 2023		
Sl. No	**Date**	**Details of event**
1	06-01-2023	At 14:45hrs, 132/33kV 20MVA Power TRF-II was charged at 220/132/33KV GSS, Aska New.
2	09-01-2023	At 20:57hrs and at 21:03hrs, 220kV TTPS-Kaniha line & 220kV Rengali PH-Kaniha Line were charged respectively after diversion work.
3	11-01-2023	At 12:32hrs, 24MW Unit of M/S Orissa Spong Iron & Steel Limited, Polasponga having 33kV dedicated line connected to 132/33kV GSS, Polasponga was re-energized.
4	15-01-2023	At 14:46hrs, 132kV Barbil-Kamanda line was charged from location no-119 to Kamanda end.
5	16-01-2023	At 14:52hrs, 132kV Switching Station Kutra was charged along with 132kV LILO connectivity from 132kV Kuchinda-Rajgangpur SC line to Kutra.
6	16-01-2023	At 15:23hrs, 132kV Kutra-M/S Shiva Cement SC line was charged.
7	18-01-2023	At 14:28hrs, 132/33kV 20MVA Power TRF-II was charged at 132/33KV GSS, Chandipur.
8	18-01-2023	At 17:53hrs, 132kV LILO Sw. Station near M/S Ultratech Cements Ltd was charged at Khamarnuagaon, Khuntuni with 132kV LILO arrangement from 132kV Arati steel-T.S.Alloys line.
9	23-01-2023	At 09:31hrs, 12.5MW Solar Power Plant was charged at 33kV level in 132/33kV switchyard of M/S ABREL having connectivity at 132kV with LILO switching station Saintala.
10	24-01-2023	At 18:17hrs, 220kV switchyard at 220/132/33kV GSS, Bamra was charged having LILO connectivity with 220kV Budhipadar-Tarkera Ckt-II.
11	24-01-2023	At 18:45hrs, 220/132kV 160MVA Auto TRF No-I was charged at 220/132/33kV GSS, Bamra.
12	25-01-2023	At 16:44hrs, 220/132/33kV GSS, Kuarmunda was charged having LILO connectivity with 220kV Budhipadar-Tarkera Ckt-I.
13	25-01-2023	At 16:54hrs, 220/132kV 160MVA Auto TRF No-II was charged at 220/132/33kV GSS, Kuarmunda.
14	25-01-2023	At 18:04hrs, 132/33kV 40MVA Power TRF-I was charged at 220/132/33KV GSS, Kuarmunda.
15	27-01-2023	At 14:11hrs, 19.5MW TG-I of CGP of M/S NINL, Duburi was synchronised(re-enerziged) with OPTCL network of 220/132/33KV GSS,Duburi(old) through 220kv Duburi(old)-NINL feeder.